

narbutas

# DOMINO

The rules are  
simple: never  
stop creating!








Endless combinations of fabrics,  
colours and sizes





A business card and  
a signature of any  
company

DESIGN

narbutas


Create your own DOMINO in just 4  
steps...



# 1

## BASE

Choose the  
option that  
suits you  
best.



# 2

## Thicknesses

Combine two  
thicknesses of  
exterior panels...





# 3

## Textures

... three  
different  
textures...







4

Sizes

... and four  
panel sizes.

There are no two identical rounds  
in the game of dominoes, just like  
there are no two identical pieces  
of DOMINO furniture!









# ERGONOMICS

narbutas

# Enjoy freedom of choice

DOMINO furniture  
can be easily  
assembled and set  
up in any interior  
space and it can be  
used both with  
regular or sit-stand  
desks.





Create a greater  
sense of comfort  
and warmth

For your DOMINO setup, we  
recommend using MODUS acoustic  
screens which will allow you to  
maintain consistency in your interior  
style and provide employees with a  
sense of privacy.



Always be in  
control

DOMINO reception  
furniture has all the  
cable management  
solutions that are  
necessary for an  
ergonomic  
workplace.





RANGE

narbutas

2 desks x 1600 mm

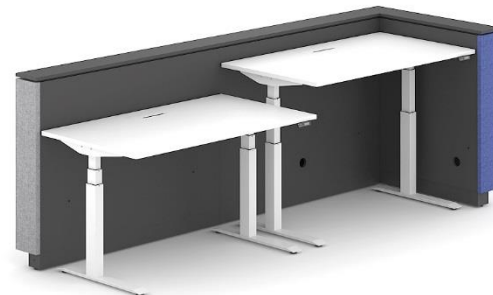
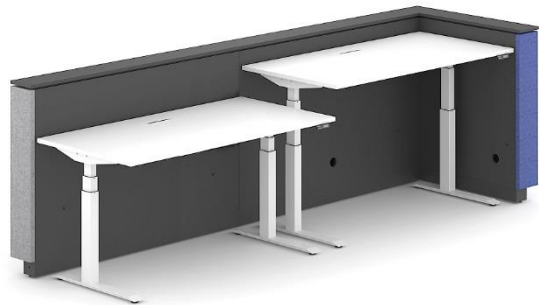
2 desks x 1400 mm

1 desks x 1800 mm

U shape



L shape  
left handed



L shape,  
right handed

