

INSTRUCTIONS

Istruzioni - Gebrauchsanweisungen - Instructions - Instrucciones

EN - Carry out the operations exactly following the numerical sequence indicated in the drawing

DE - Führen Sie die Arbeitsschritte genau nach der in der Zeichnung angegebenen Zahlenfolge aus

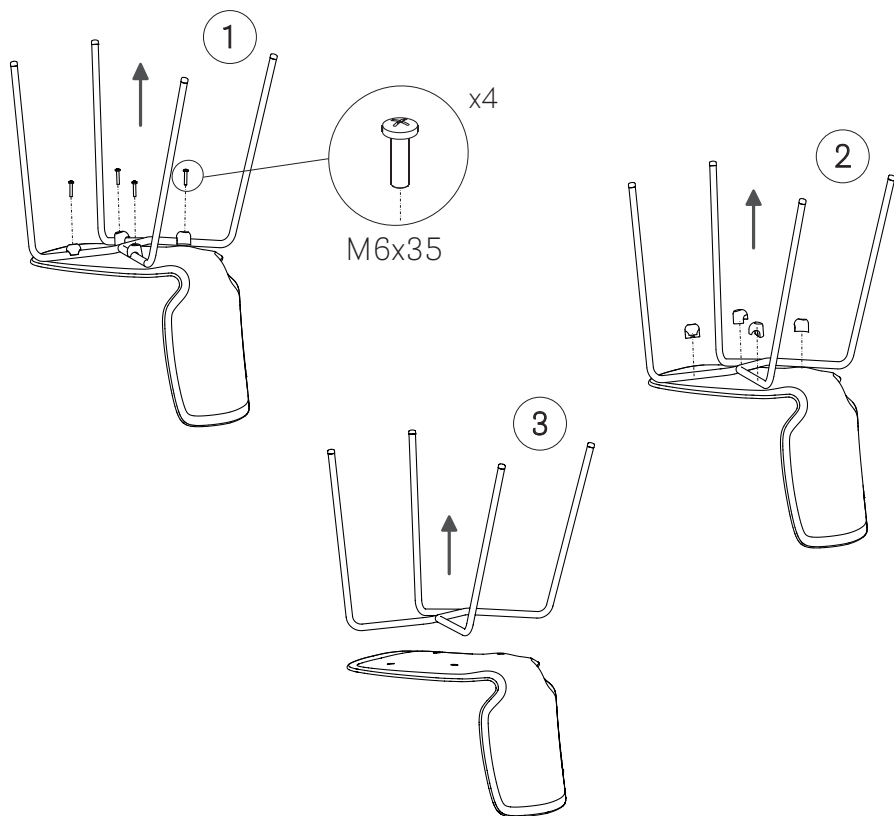
ES - Realice las operaciones siguiendo exactamente la secuencia numérica indicada en el dibujo

IT - Eseguire le operazioni seguendo esattamente la sequenza numerica indicata nel disegno

FR - Effectuez les opérations en suivant exactement l'ordre numérique indiqué sur le dessin

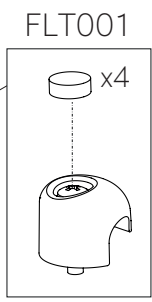
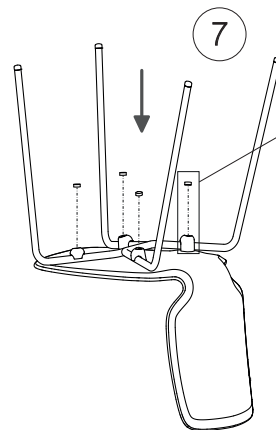
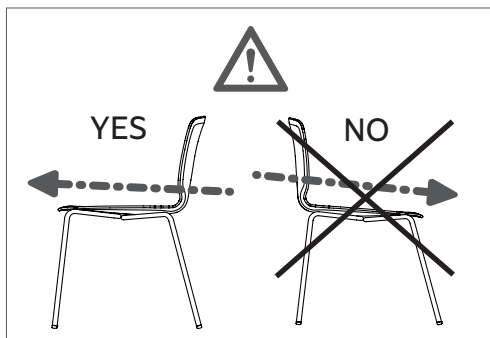
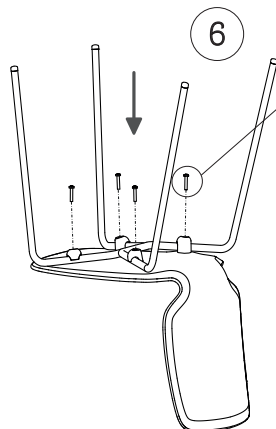
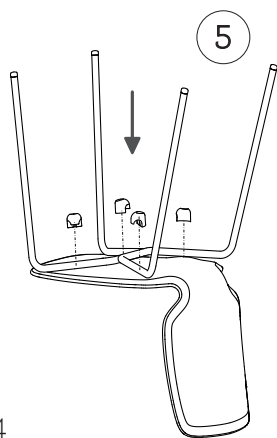
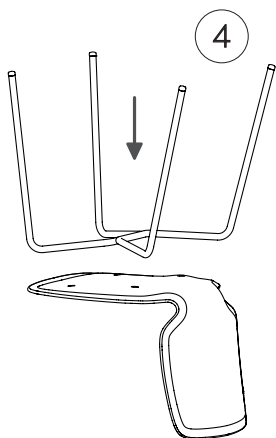
DISASSEMBLY

Smontaggio - Demontage - Démontage - Desmontaje



ASSEMBLY

Montaggio - Montieren - Montage - Montaje



- EN - Remove the film and place the felt pad on the screw
- IT - Togliere la pellicola ed applicare il feltrino sulla vite
- DE - Entfernen Sie die Folie und bringen Sie das Filzpad an der Schraube
- FR - Retirez le film et appliquez le feutre sur la vis
- ES - Retire la película y aplique la almohadilla de fieltro en el tornillo

Reproduction of this document is strictly prohibited without prior written authorisation from Pedrali Spa. Sizes, weights and finishes may change without previous notice.
È vietata la riproduzione del seguente documento senza previa autorizzazione scritta da parte di Pedrali Spa. Dimensioni, pesi e finiture possono variare senza alcun preavviso.
ISTR_BABILA_2730 REPLACING_COMPONENTS_2021.0