

DEKORA

HIGH BACK FULL MESH CHAIR



Code ODEKOA02

DESCRIPTION

High back executive full mesh chair

OPTIONS

50mm wheel brake in hard, soft or chrome

SPECIFICATIONS

STRUCTURE

Ø22mm chrome steel tube monoshell

MECHANISM

MEC01 - No mechanism, just includes gas lift

MEC02 - Multi-lock tilt mechanism; adjustable tilt tension

MEC03 - Knee tilt mechanism; six locking positions; adjustable tilt tension; anti-shock facility

ARMS

Polished aluminium fixed arms

LEGS / FRAME / BASE

Polished die-cast aluminum base Ø700mm

UPHOLSTERY

Mesh R02 (SEE FABRIC FOLDER)

SIZE

Dimensions in millimeters

chair

L 730 H 1060-1190

P 730

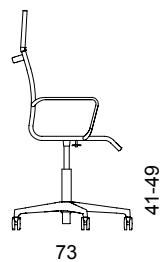
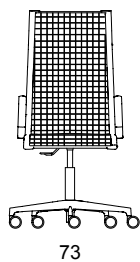
seating

L 440 H 410-540

P 430

backrest

L 420 H 640



WEIGHT

Net weight a chair: 17,0 Kg

Gross weight a chair: 19,0 Kg

PACKAGING

1 x package

1010 × 490 × 660

VOLUME

M³ package: 0,33

DEKORA

MID BACK FULL MESH CHAIR



Code ODEKOB02

DESCRIPTION

Mid back executive full mesh chair

OPTIONS

50mm wheel brake in hard, soft or chrome

SPECIFICATIONS

STRUCTURE

Ø22mm chrome steel tube monoshell

MECHANISM

MEC01 - No mechanism, just includes gas lift

MEC02 - Multi-lock tilt mechanism; adjustable tilt tension

MEC03 - Knee tilt mechanism; six locking positions; adjustable tilt tension; anti-shock facility

ARMS

Polished aluminium fixed arms

LEGS / FRAME / BASE

Polished die-cast aluminum base Ø700mm

UPHOLSTERY

Mesh R02 (SEE FABRIC FOLDER)

SIZE

Dimensions in millimeters

chair

L 730 H 890-1020

P 730

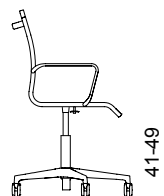
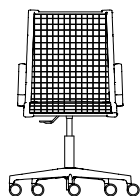
seating

L 440 H 410-540

P 430

backrest

L 420 H 470



WEIGHT

Net weight a chair: 16,0 Kg

Gross weight a chair: 18,0 Kg

PACKAGING

1 x package

1010 × 490 × 660

VOLUME

M³ package: 0,27

DEKORA

VISITOR FULL MESH CHAIR



Code ODEKOV02

DESCRIPTION

Mid back executive full mesh chair

SPECIFICATIONS

STRUCTURE

Ø22mm chrome steel tube monoshell

ARMS

Polished aluminium fixed arms

UPHOLSTERY

Mesh R02 (SEE FABRIC FOLDER)

SIZE

Dimensions in millimeters

chair

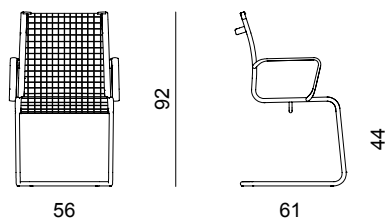
L 560 H 92 P 61

seating

L 450 H 440 P 430

backrest

L 450 H 480



WEIGHT

Net weight a chair: 20,0 Kg

Gross weight a chair: 22,0 Kg

PACKAGING

1 x package

1050 x 750 x 600

VOLUME

M³ package: 0,48

DEKORA SOFT

HIGH BACK CHAIR



Code ODEKOA01

DESCRIPTION

High back executive chair

OPTIONS

50mm wheel brake in hard, soft or chrome

SPECIFICATIONS

STRUCTURE

Ø22mm chrome steel tube monoshell

MECHANISM

MEC01 - No mechanism, just includes gas lift

MEC02 - Multi-lock tilt mechanism; adjustable tilt tension

MEC03 - Knee tilt mechanism; six locking positions; adjustable tilt tension; anti-shock facility

ARMS

Polished aluminium fixed arms

LEGS / FRAME / BASE

Polished die-cast aluminum base Ø700mm

UPHOLSTERY

Categories B01-B03-C01-C05-D02-D03-D04-D06-E01-E02-P01
(see "FINISHING COLLECTION" folder)

SIZE

Dimensions in millimeters

chair

L 730 H 1060-1190

P 730

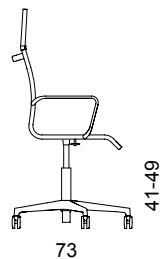
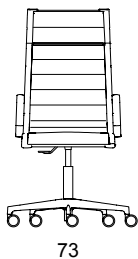
seating

L 440 H 410-540

P 430

backrest

L 420 H 640



WEIGHT

Net weight a chair: 17,0 Kg

Gross weight a chair: 19,0 Kg

PACKAGING

1 x package

1010 × 490 × 660

VOLUME

M3 package: 0,33

DEKORA SOFT

MID BACK CHAIR



Code ODEKOB01

DESCRIPTION

Mid back executive chair

OPTIONS

50mm wheel brake in hard, soft or chrome

SPECIFICATIONS

STRUCTURE

Ø22mm chrome steel tube monoshell

MECHANISM

MEC01 - No mechanism, just includes gas lift

MEC02 - Multi-lock tilt mechanism; adjustable tilt tension

MEC03 - Knee tilt mechanism; six locking positions; adjustable tilt tension; anti-shock facility

ARMS

Polished aluminium fixed arms

LEGS / FRAME / BASE

Polished die-cast aluminum base Ø700mm

UPHOLSTERY

Categories B01-B03-C01-C05-D02-D03-D04-D06-E01-E02-P01
(see "FINISHING COLLECTION" folder)

SIZE

Dimensions in millimeters

chair

L 730 H 890-1020

P 730

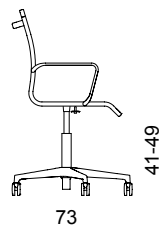
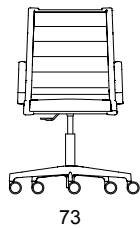
seating

L 440 H 410-540

P 430

backrest

L 420 H 470



WEIGHT

Net weight a chair: 16,0 Kg

Gross weight a chair: 18,0 Kg

PACKAGING

1 x package

1010 × 490 × 660

VOLUME

M³ package: 0,27

DEKORA SOFT

VISITOR



Code ODEKOV01

DESCRIPTION

Mid back executive chair

SPECIFICATIONS

STRUCTURE

Ø22mm chrome steel tube monoshell

ARMS

Polished aluminium fixed arms

UPHOLSTERY

Categories B01-B03-C01-C05-D02-D03-D04-D06-E01-E02-P01
(see "FINISHING COLLECTION" folder)

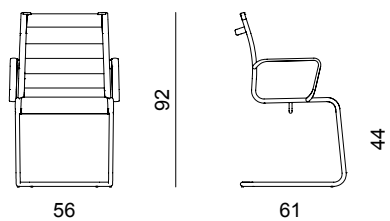
SIZE

Dimensions in millimeters

chair
L 560 H 92 P 61

seating
L 450 H 440 P 430

backrest
L 450 H 480



WEIGHT

Net weight a chair: 20,0 Kg
Gross weight a chair: 22,0 Kg

PACKAGING

1 x package
1050 × 750 × 600

VOLUME

M³ package: 0,48

DEKORA PLUS

HIGH BACK CHAIR



Code ODEKOA03

DESCRIPTION

High back executive chair

OPTIONS

50mm wheel brake in hard, soft or chrome

SPECIFICATIONS

STRUCTURE

Ø22mm chrome steel tube monoshell

PADDING - SLAB POLYURETHANE FOAM

Seat: thickness 30 mm, density 40 Kg/m³

Backrest: thickness 30 mm, density 30 Kg/m³

MECHANISM

MEC01 - No mechanism, just includes gas lift

MEC02 - Multi-lock tilt mechanism; adjustable tilt tension

MEC03 - Knee tilt mechanism; six locking positions; adjustable tilt tension; anti-shock facility

ARMS

Polished aluminium fixed arms

LEGS / FRAME / BASE

Polished die-cast aluminum base Ø700mm

UPHOLSTERY

Categories B01-B03-C01-C05-D02-D03-D04-D06-E01-E02-P01 (see "FINISHING COLLECTION" folder)

SIZE

Dimensions in millimeters

chair

L 730 H 1060-1190

P 730

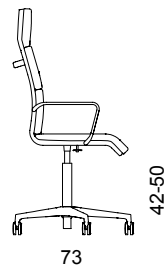
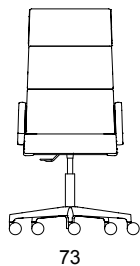
seating

L 440 H 420-550

P 430

backrest

L 420 H 640



WEIGHT

Net weight a chair: 17,0 Kg

Gross weight a chair: 19,0 Kg

PACKAGING

1 x package

1010 x 490 x 660

VOLUME

M³ package: 0,33

DEKORA PLUS

MID BACK CHAIR



Code ODEKOB03

DESCRIPTION

Mid back executive chair

OPTIONS

50mm wheel brake in hard, soft or chrome

SPECIFICATIONS

STRUCTURE

Ø22mm chrome steel tube monoshell

PADDING - SLAB POLYURETHANE FOAM

Seat: thickness 30 mm, density 40 Kg/m³

Backrest: thickness 30 mm, density 30 Kg/m³

MECHANISM

MEC01 - No mechanism, just includes gas lift

MEC02 - Multi-lock tilt mechanism; adjustable tilt tension

MEC03 - Knee tilt mechanism; six locking positions; adjustable tilt tension; anti-shock facility

ARMS

Polished aluminium fixed arms

LEGS / FRAME / BASE

Polished die-cast aluminum base Ø700mm

UPHOLSTERY

Categories B01-B03-C01-C05-D02-D03-D04-D06-E01-E02-P01 (see "FINISHING COLLECTION" folder)

SIZE

Dimensions in millimeters

chair

L 730 H 890-1020

P 730

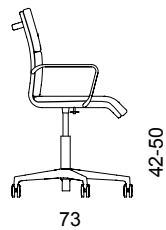
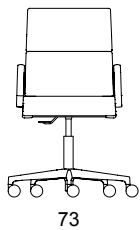
seating

L 440 H 420-550

P 430

backrest

L 420 H 470



WEIGHT

Net weight a chair:

16,0 Kg

Gross weight a chair:

18,0 Kg

PACKAGING

1 x package

1010 × 490 × 660

VOLUME

M3 package: 0,27

DEKORA

VISITOR



Code ODEKOV03

DESCRIPTION

Mid back executive chair

SPECIFICATIONS

STRUCTURE

Ø22mm chrome steel tube monoshell

PADDING - SLAB POLYURETHANE FOAM

Seat: thickness 30 mm, density 40 Kg/m³

Backrest: thickness 30 mm, density 30 Kg/m³

ARMS

Polished aluminium fixed arms

UPHOLSTERY

Categories B01-B03-C01-C05-D02-D03-D04-D06-E01-E02-P01 (see "FINISHING COLLECTION" folder)

SIZE

Dimensions in millimeters

chair

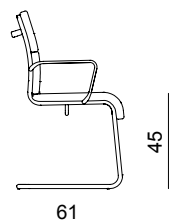
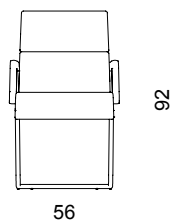
L 560 H 92 P 61

seating

L 450 H 440 P 430

backrest

L 450 H 480



DESIGN OFFICE

WEIGHT

Net weight a chair:

20,0 Kg

Gross weight a chair:

22,0 Kg

PACKAGING

1 x package

1050 x 750 x 600

VOLUME

M³ package: 0,48