

# DIVA SOFT

## HIGH BACK CHAIR WITH HEADREST

CATAS UNI EN 1335 C



**Code**                    **ODIVAP01**

### DESCRIPTION

High back executive armchair with integral headrest

### OPTIONS

Leather soft arm pads matching leather upholstery (black leather pads only with B/C/D/E upholstery)  
65mm wheel brake in soft or ring

### SPECIFICATIONS

#### STRUCTURE

30×10mm chrome steel tube frame

#### MECHANISM

MEC01 - no mechanism, just includes gas lift  
MEC02 - Tilt - Anti-shock device - Weight adjustment  
MEC03 - Knee tilt - Anti-shock device - 4 positions - Side weight adjustment

#### PADDING

Slab polyurethane foam: thickness 15 mm, density 30 Kg/m<sup>3</sup>

#### ARMS

5mm chrome steel fixed arms

#### LEGS / FRAME / BASE

Polished die-cast aluminum 5-star base 700mm

#### UPHOLSTERY

Categories B01-B03-C01-C05-D02-D03-D04-D06-E01-E02-P01  
(see "FINISHING COLLECTION" folder)

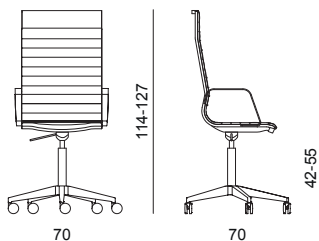
### SIZE

Dimensions in millimeters

chair  
L 700 H 1140-1270 D 700

seating  
L 500 H 420-550 D 445

backrest  
L 500 H 700



### WEIGHT

Net weight a chair: 18,0 Kg  
Gross weight a chair: 20,2 kg

### PACKAGING

1 x package  
710×710×1190

### VOLUME

M<sup>3</sup> package: 0,6

# DIVA SOFT

## HIGH BACK CHAIR

CATAS UNI EN 1335 C



**Code** ODIVAA01

### DESCRIPTION

High back executive armchair

### OPTIONS

Leather soft arm pads matching leather upholstery (black leather pads only with B/C/D/E upholstery)  
65mm wheel brake in soft or ring

### SPECIFICATIONS

#### STRUCTURE

30×10mm chrome steel tube frame

#### MECHANISM

MEC01 - no mechanism, just includes gas lift

MEC02 - Tilt - Anti-shock device - Weight adjustment

MEC03 - Knee tilt - Anti-shock device - 4 positions - Side weight adjustment

#### PADDING

Slab polyurethane foam: thickness 15 mm, density 30 Kg/m<sup>3</sup>

#### ARMS

5mm chrome steel fixed arms

#### LEGS / FRAME / BASE

Polished die-cast aluminum 5-star base 700mm

#### UPHOLSTERY

Categories B01-B03-C01-C05-D02-D03-D04-D06-E01-E02-P01  
(see "FINISHING COLLECTION" folder)

### SIZE

Dimensions in millimeters

#### chair

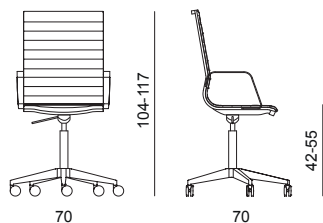
L 700 H 1140-1270 D 700

#### seating

L 500 H 420-550 D 445

#### backrest

L 500 H 570



### WEIGHT

Net weight a chair: 17,0 kg  
Gross weight a chair: 19,0 kg

### PACKAGING

1 x package  
710×710×1190

### VOLUME

M<sup>3</sup> package: 0,6

# DIVA SOFT

## MID BACK CHAIR

CATAS UNI EN 1335 C



**Code** ODIVAB01

### DESCRIPTION

Mid back executive armchair

### OPTIONS

Leather soft arm pads matching leather upholstery (black leather pads only with B/C/D/E upholstery)  
65mm wheel brake in soft or ring

### SPECIFICATIONS

#### STRUCTURE

30×10mm chrome steel tube frame

#### MECHANISM

MEC01 - no mechanism, just includes gas lift  
MEC02 - Tilt - Anti-shock device - Weight adjustment  
MEC03 - Knee tilt - Anti-shock device - 4 positions - Side weight adjustment

#### PADDING

Slab polyurethane foam: thickness 15 mm, density 30 Kg/m<sup>3</sup>

#### ARMS

5mm chrome steel fixed arms

#### LEGS / FRAME / BASE

Polished die-cast aluminum 5-star base 700mm

#### UPHOLSTERY

Categories B01-B03-C01-C05-D02-D03-D04-D06-E01-E02-P01  
(see "FINISHING COLLECTION" folder)

### SIZE

Dimensions in millimeters

#### chair

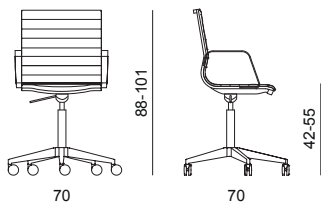
L 700 H 880-1010 D 700

#### seating

L 500 H 420-550 D 445

#### backrest

L 500 H 450



#### WEIGHT

Net weight a chair: 16,0 Kg  
Gross weight a chair: 18,0 kg

#### PACKAGING

1 x package  
670×670×940

#### VOLUME

M<sup>3</sup> package: 0,42

# DIVA SOFT

## VISITOR CHAIR

CATAS EN 16139



**Code**                    **ODIVAV01**

### DESCRIPTION

Diva soft visitor chair

### OPTIONS

Leather soft arm pads matching leather upholstery (black leather pads only with B/C/D/E upholstery)

### SPECIFICATIONS

---

#### STRUCTURE

30×10mm chrome steel tube frame, includes arms

#### PADDING

Slab polyurethane foam: thickness 15 mm, density 30 Kg/m<sup>3</sup>

#### UPHOLSTERY

Categories B01-B03-C01-C05-D02-D03-D04-D06-E01-E02-P01  
(see "FINISHING COLLECTION" folder)

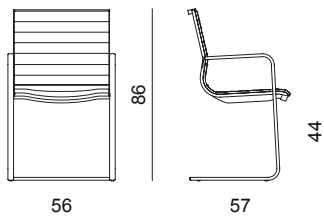
### SIZE

Dimensions in millimeters

chair  
L 560 H 860 D 570

seating  
L 500 H 445 D 445

backrest  
L 500 H 450



### WEIGHT

Net weight a chair: 20,0 Kg  
Gross weight a chair: 24,0 kg

### PACKAGING

1 x package  
640×600×915

### VOLUME

M<sup>3</sup> package: 0,35

# DIVA SOFT

## VISITOR CHAIR



**Code**                    **ODIVAV11**

### DESCRIPTION

Swivel visitor chair

### OPTIONS

Leather soft arm pads matching leather upholstery (black leather pads only with B/C/D/E upholstery)

### SPECIFICATIONS

---

#### STRUCTURE

30×10mm chrome steel tube frame

#### PADDING

Slab polyurethane foam: thickness 15 mm, density 30 Kg/m<sup>3</sup>

#### ARMS

5mm chrome steel fixed arms

#### LEGS / FRAME / BASE

Polished die-cast aluminum 4-star base 700mm

#### UPHOLSTERY

Categories B01-B03-C01-C05-D02-D03-D04-D06-E01-E02-P01  
(see "FINISHING COLLECTION" folder)

### SIZE

Dimensions in millimeters

#### chair

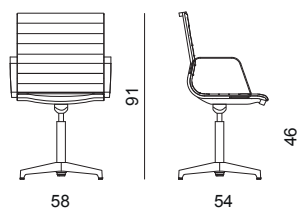
L 560 H 860 D 570

#### seating

L 500 H 445 D 445

#### backrest

L 500 H 450



#### WEIGHT

Net weight a chair: 16,0 Kg  
Gross weight a chair: 18,0 Kg

#### PACKAGING

1 x package  
640×600×915

#### VOLUME

M<sup>3</sup> package: 0,51