

CHOICE

Technical information



Other documents available for this product

NARBUTAS product care guide

10 year Warranty

See Warranty statement



Technical information

Types

- Bookcases (1)
- Cabinets and wardrobes (2)
- Cabinets and wardrobes with sliding doors (3)
- Cabinets with drawers and shelf (4)

1




2



3



4



Bookcases (1)

Sides, top, bottom and back panel

- Sides, top and bottom - 18 mm MFC (melamine) with 1 mm ABS edging;
- Back panel - 18 mm MFC (melamine).

Shelves

- 18 mm MFC (melamine) with 1 mm ABS edging. Load capacity: 20 kg;
- 25 mm MFC (melamine) with 2 mm ABS edging (for W=1000 mm wide carcass). Load capacity: 20 kg;
- Fixed shelves;

Fittings

- CAMS with connecting bolts.

Cabinets and wardrobes (2)

Sides, top, bottom and back panel

- Sides, top and bottom - 18 mm MFC (melamine) with 1 mm ABS edging;
- Back panel - 18 mm MFC (melamine).

Shelves

- 18 mm MFC (melamine) with 1 mm ABS edging. Load capacity: 20 kg;
- 25 mm MFC (melamine) with 2 mm ABS edging (for W=1000 mm wide carcass). Load capacity: 20 kg;
- Fixed or height-adjustable shelves;
- Pull-out coat hanger, load capacity: 3 kg.

Doors

- Doors with hinges in 18 mm MFC (melamine) with 1 mm ABS edging.

Fittings

- CAMS with connecting bolts;
- Fast assembling hinges (does not require any tools to connect hinges to plates);
- 107° opening angle with soft closing function.

Lock

- Cylinder lock without retention and 2 keys;
- Lock without metal bars.

Cabinets and wardrobes with sliding doors (3)

Sides, top, bottom and back panel

- Sides, top and bottom - 18 mm MFC (melamine) with 1 mm ABS edging;
- Back panel - 18 mm MFC (melamine).

Shelves

- 18 mm MFC (melamine) with 1 mm ABS edging. Load capacity: 20 kg;
- 25 mm MFC (melamine) with 2 mm ABS edging (for W=1000 mm wide carcass). Load capacity: 20 kg;
- Fixed or height-adjustable shelves;
- Pull-out coat hanger, load capacity: 3 kg.

Doors

- Sliding doors in 18 mm MFC (melamine) with 1 mm ABS edging.

Fittings

- CAMS with connecting bolts;
- Lock without metal bars;
- Plastic runners.

Lock

- Cylinder lock without retention and 2 keys.

Cabinets with drawers and shelf (4)

Options

- Right-handed (drawers on the right, shelf on the left);
- Left-handed (drawers on the left, shelf on the right).

Sides, top, drawer front, bottom and back panel

- Sides, top, drawer front and bottom - 18 mm MFC (melamine) with 1 mm ABS edging;
- Back panel - 18 mm MFC (melamine);
- Top - 25 mm MFC (melamine) with 2 mm ABS edging

Shelf

- 18 mm MFC (melamine) with 1 mm ABS edging. Load capacity: 20 kg;
- Shelf in the open space can be adjusted vertically by 160 mm;
- Maximum load capacity per cabinet: 80 kg.

Top drawer

- Drawer box made of 16 mm MFC (melamine) with 1 mm edging (ABS);
- Dimensions: 722x308, H= 66 mm (box, inner);
- Load capacity: 15 kg;
- Soft closing function, lockable, full extension with hidden slides.

File drawer

- Suitable for letter, A4, or foolscap files (309 mm; 330 mm or 386 mm width);
- Drawer box made of 16 mm MFC (melamine) with 1 mm edging (ABS);
- Dimensions: 722x308, H=245 mm (box, inner);
- Soft closing function, locks with central locking, full extension with hidden slides;
- Load capacity: 25 kg.

Fittings

- CAMS with connecting bolts.


Lock

- Cylinder lock without retention and 2 keys;
- Lock with metal bar.


Handles

- Handles (EG, MG, AG, T1G) made from powder-coated metal, hole for fixing – 128 mm (1);
- Handles (EX, MX, AX, T1X) made from powder-coated metal, hole for fixing – 128 mm (2);
- Recessed handles 145x42x15 mm (EC, MC, AC, T1C) from aluminium, powder coated (3).


1



2



3



Bases (must be ordered)

Plinth MFC (1)

- Right-handed (drawers on the right, shelf on the left);
- Left-handed (drawers on the left, shelf on the right).

Plinth metal (2)

- Made from welded metal tube, H=40 mm;
- Height levelling legs +10 mm.

Metal legs (3)

- Metal tube - 20x20 mm;
- Plastic legs with height levelling, H=80 mm +10 mm;
- Powder coated metal.

Metal legs with frame (4)

- Welded metal tube - 20x20 mm;
- Plastic legs with height levelling, H=150 mm +10 mm;
- Powder coated metal.

Plastic legs (5)

- Black plastic height levelling legs, H=17 mm +10 mm.

Solid wood legs (6)

- Lacquered and stained light grey or black ash solid wood base, H=150 mm;
- Height levelling +10 mm.

Castors (7)

- Four twin wheel castors, Ø80 mm;
- Two out of four with stopper brakes;
- Maximum load capacity: 100 kg per castor.

1



2



3



4



5



6



7



Additional parts (optional)

MFC shelf/shelf with dividers (1)

- 18/25 mm MFC (melamine) with 1 mm ABS edging;
- Chromed metal dividers (7pcs.) (only for shelves with dividers).

Metal shelves (2)

- 28 mm (shelf thickness), made of welded metal sheet. Load capacity: 30 kg.

Lateral filing metal shelf (3)

- 28 mm (shelf thickness), made of welded metal sheet. Load capacity: 30 kg.

Pull out black metal filing cradle (4)

- File drawers for both A4 and foolscap files;
- Full extension with anti-tilt function;
- Made of welded metal sheet, without bottom. Powder coated (black);
- Ball bearing slide, load capacity: 30 kg.

Wire Frame for foolscap / A4 (frame-mounted binders) (5)

- Dimensions: W=340 mm, D=305 mm, H=245 mm;
- Galvanized wire with black plastic corners.

Shelves for letters (Pigeon holes) (6)

- Sides, top, drawer front and bottom - 18 mm MFC (melamine) with 1 mm ABS edging;
- Back panel - 18 mm MFC (melamine).

Plastic drawer (Pencil tray) (7)

- Tray from black plastic: W=380 mm (with mounting brackets), L=375 mm, H=32 mm;
- Ball bearing slide full extension;
- Mounted under cabinet top or shelves;
- Load capacity: 2 kg (EN 15338).


Drawer's box (8)

- 12 mm MFC (melamine) with 0,5/1 mm ABS edging;
- 10 mm plywood with HPL;
- 3 drawers with soft closing function, full extension with hidden slides;
- Not suitable for 800 mm wide cabinets with sliding doors.


1



2



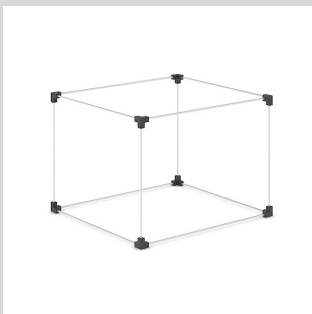
3



4



5



6



7



8



Planter box (9)

- 18 mm MFC (melamine) with 1 mm ABS edging;
- Load capacity for 800 mm width: 20 kg;
- Load capacity for 1000 mm width: 20 kg;
- Load capacity for 1200 mm width: 35 kg.

Cushion (10)

- 4 different sizes: 802x429x32 mm, 808x404x32 mm, 1010x404x32 mm, 1212x404x32 mm;
- Cushions are for 1H and 2H cabinets. They are fixed on the top of the cabinet using Velcro tape;
- Two cushions (808) are needed for cabinets with width of 1600 mms;
- HR5050 foam rubber is used in pillow production.

Fabric back panel (11)

- HDF 3 mm coated with foam 3 mm and fabric (fixing with glue stickers).

PET back panel (12)

- PET felt board 9 mm (fixing with glue, must be ordered separately).

Side and top panels (13)

- 16 MFC with 1 mm ABS edging;
- 16 mm chipboard, covered in wood veneer with 1,5 mm edging.

Keys for locks (14)

- Master key – provides lock access in case of forgotten/misplaced key;
- Removal key – allows removal of locks cylinder from the door;
- Cylinder lock with 2 keys – can be used to change the lock in case of lost keys.


Counterweight (15)

- 8 mm powder-coated metal plate (grey colour by default), fixed with screws under the bottom;
- 25 mm MFC (melamine) with two 0,5 mm ABS edges, fixed with stickers to the back panel inside the cabinet.

Stickers (16)

- Adhesive stickers (H=0,13 mm) for fixing one cabinet on top of another without any tools.

9




10



11



12



13




14



15

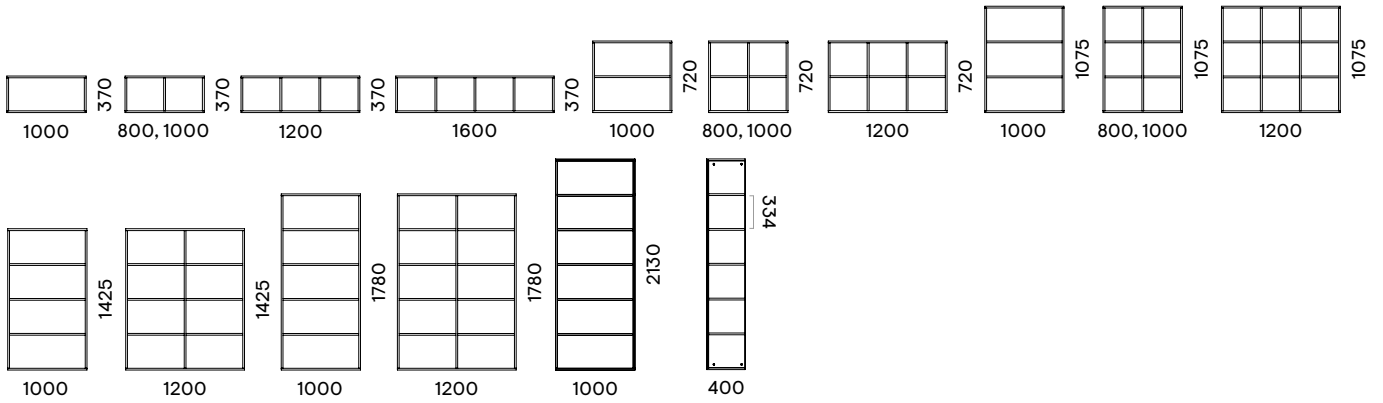


16

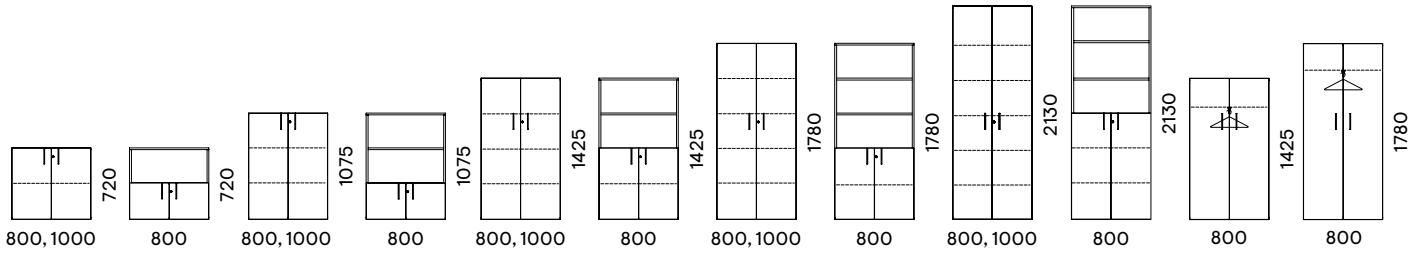


Range

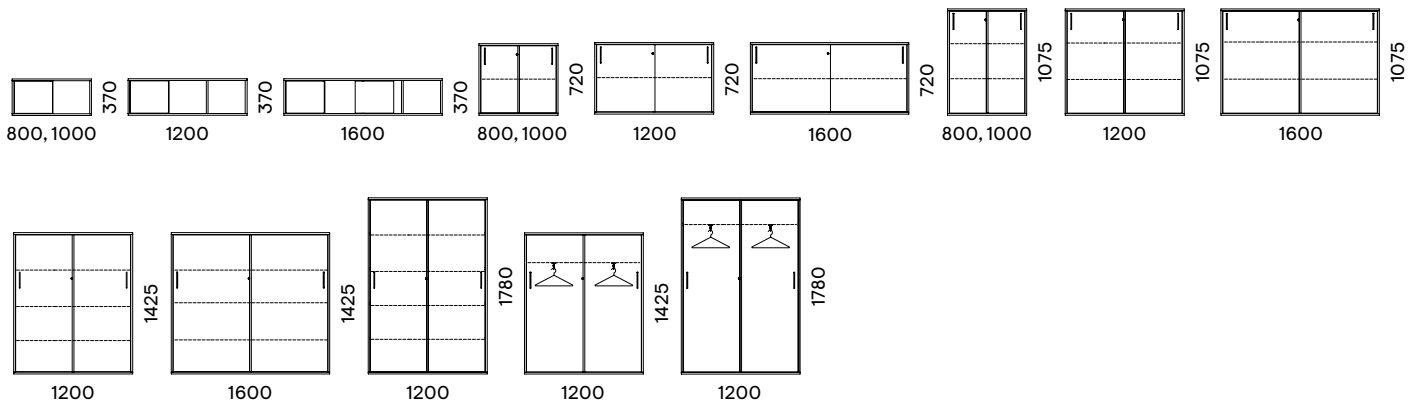
Bookcases



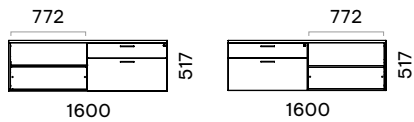
Cabinets and wardrobes



Cabinets and wardrobes with sliding door



Cabinets with drawers and shelves



Planter box



Additional information

Fixing one cabinet onto another

- The overall height of the cabinet will increase by 18 mm when placing one cabinet on top of the other (e.g. 1H+1H). This may result in differing overall heights between the cabinets or desks.
- Side panels will not be suitable for cabinet combinations.



- Please note glue on the stickers takes time to harden (50% in 15 min, 90% in 24 h and 100% in 72 h). It is advised to wait before first using the cabinet. Splitting the cabinets again by carefully removing the top part and cleaning the residual glue with everyday cleaning solvent (e.g. turpentine) is possible.
- Tips for fixing one cabinet onto another:
 - If the combination is higher than 3H, it is recommended to choose a solid base, e.g. metal plinth or plinth with metal frame;
 - Compositions exceeding 5H height must be mounted to the wall;
 - Additional mounting to the wall and strengthening with wood screws is recommended for cabinets with hinged doors or drawers.

Cabinet fixing

- 6H cabinets always must be fixed to the wall. Wall mount fittings are included with 6H cabinets, additional order is not required. Mounting to the wall is chosen by installer according to the wall type.



Planter box fixing

- Planter boxes are attached to the top panel with screws. Screws are included in the kit.



Colour of the connection

- Bookcase (C4N120, C5N120, C6N120), cabinets (C3S160, C4S120, C4S160, C5S120) and wardrobes (C4S121, C5S121) have visible connection on the backside.
- When ordering bookcase in two colours (C4N120, C5N120, C6N120), the colour of the connection will also be visible on the backside of the cabinet.



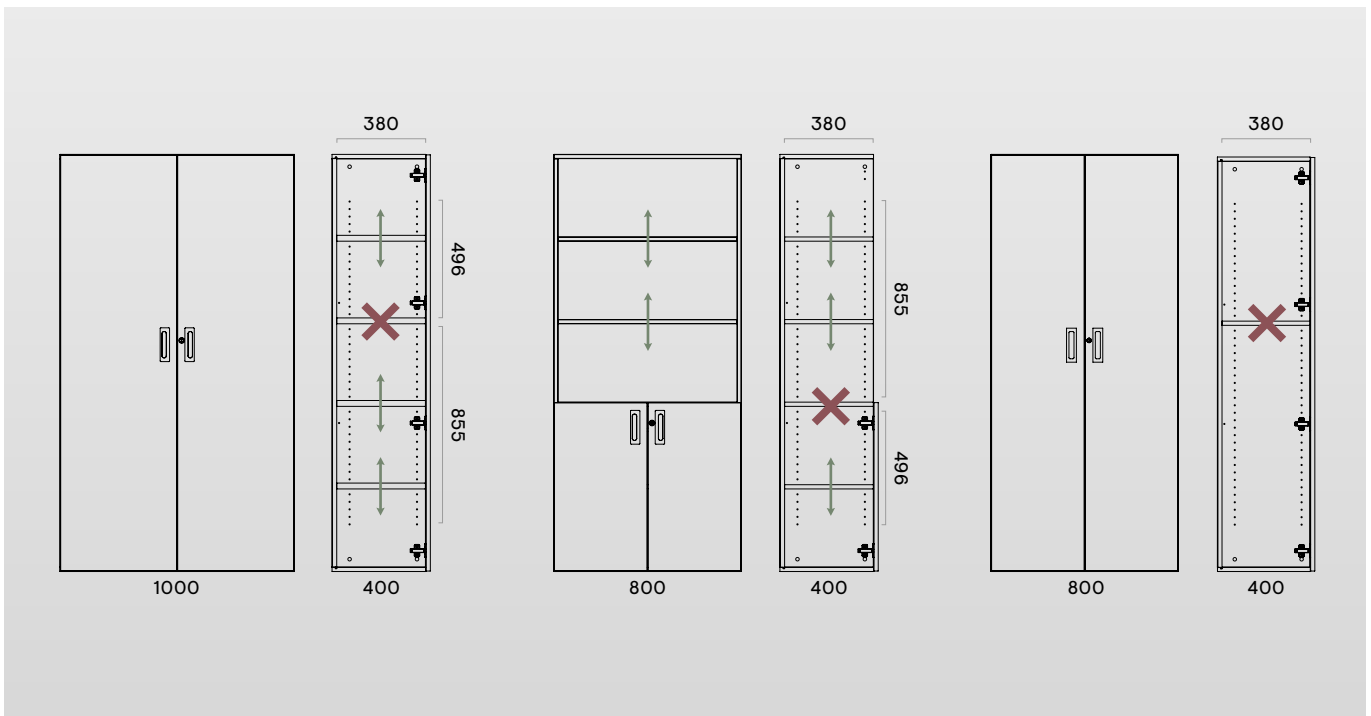
Sliding doors

- In the open position, the sliding inner (right) door is visible. There is a gap of 25 mm between the handle and the edge of the left door. Door brakes can be re-assembled (only for cabinets with type “C” handle) if required, and the door will fully open (more information in assembly scheme).

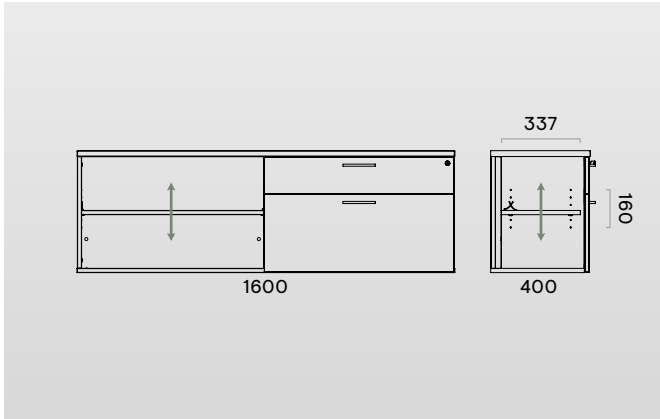


Shelves

- At least one fixed shelf (COZO34, COZO345) or one metal shelf (COZO38, COZO39) must be ordered with 4H, 5H and 6H cabinets with doors and without shelves.
- Shelf adjustment:
 - Bookcase shelves are always fixed;
 - Cabinets and wardrobes 4H-6H have one fixed shelf on the level of the handle (used for locking). Other optional or included shelves can be adjusted in a free space every 32 mm, leaving a minimum ~170 mm space on top and bottom.



- Cabinets with drawers shelves in the open space can be adjusted vertically by 160 mm;



- Additional shelves can be ordered for the lower part of the wardrobe.



Bases

- All bases (plinth, legs, etc.) are slightly recessed from the back of the cabinet due to storage stability and design. Please note that the cabinet cannot be placed against the wall completely if there is a floor plinth.



- Central legs (C0Z004, C0Z122, C0Z162, C0Z006) of 1200 mm and 1600 mm width cabinets can be mounted in 2 positions, so it is possible to choose the less visible option.



- Cabinets with drawers and shelves (C2S150; C2S151) cannot be ordered with plinths.

Back panels

- Bookcases and cabinets with sliding doors are 400 mm deep. MFC back panels are 420 mm deep and will stand out by 20 mm.



- Fabric and PET back panels of 3H and higher cabinets (C3S160, C4N120, C4S120, C4S121, C4S160, C5S120, C5S121) are made of two pieces.




Cushion

- Cushion is suggested for 1H and 2H cabinets and only for short sitting periods. 1H and 2H cabinets can hold up to 110 kg.



Additional parts (“Pigeon holes”)

- Not suitable for bookcases with vertical dividers;
- Not suitable for wardrobes;
- Not suitable for cabinets with sliding doors;
- Important! Please note that “Pigeon holes” weigh about 8 kg and should be factored in the shelf and cabinet loading capacity;
- Shelves must be adjusted according to “Pigeon holes” height (334 mm).



A4 suspension files

- A4 suspension files can only be hung on lateral filing metal shelves in cabinets with hinged doors. The suspension files in cabinets with sliding doors will not fit on metal shelves (COZO40, COZO41, COZO42, COZO43).



Pull-out metal filing cradles

- When ordering cabinets with pull-out metal filing cradles, it is recommended to order counterweights or fix cabinets to the wall or other stable furniture. Please note that in the set of metal pull-out filing cradles (2 pcs.), there is an anti-tilt mechanism, i.e. both cradles cannot be open simultaneously.
- If ordering 2 or more cradles, largest possible number of anti-tilt sets must be ordered (ex. If ordering 4 cradles – order 3-unit set with anti-tilt + 1 without anti-tilt. If ordering 5 cradles – 3-unit set with anti-tilt + 2-unit set with anti-tilt).









































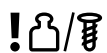
- At least one fixed melamine or metal shelf must be ordered with 4H, 5H and 6H cabinets, disregarding number of cradles.

Planter box care

- Please note that the inner part of the planter box is not protected from moisture. It is recommended to follow the Melamine or Veneer cleaning and care instructions.

Stability measures

	2H	3H	4H	5H	6H
Quantity of pull-out metal filing cradle					
 x1	!  / 	!  / 	 / 	 / 	! 
 x2	!  / 	!  / 	 / 	 / 	! 
 x3	×	!  / 	 / 	 / 	! 
 x4	×	×	×	! 	! 
 x5	×	×	×	×	! 



Must be ordered. Please order the counterweight or fix cabinets to the wall / other stable furniture.



It is recommended to order the counterweight or fix cabinets to the wall / other stable furniture.

Note! For cabinets with plastic legs it is necessary to order the counterweight or fix cabinets to the wall / other stable furniture.



Must be fixed. Please fix cabinets to the wall / other stable furniture.



Not available.