

Operative ranges



.mdd

Contents:

Viga - 2

Ogi Drive - 8

Ogi - 18

Sava - 60

Hi Drive - 66

Evo - 70

Tanya - 76

Renya - 80

Viga

by Yonoh Studio

At Viga operative range desks the raw, industrial lines of the aluminium core and the warm and friendly wood used on the worktop or the legs blend in great harmony.

Mediabox, grommets or a side cabinet are some of the accessories offered to maximise the user experience. Its elegant range of colours featuring, among others, the anti-fingerprint black Fenix laminate, will ensure the desks fit in any interior always keeping its personality.

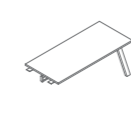
Displaying a great customizability, Viga provides unlimited options for a professional workspace, either at home or at the office. Modesty panel, cable tray,



V16 1600/800/740
V18 1800/800/740
V20 2000/800/740
V16M 1600/800/740
V18M 1800/800/740
V20M 2000/800/740



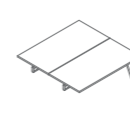
V01 1800/1000/740
V02 2000/1000/740
V01M 1800/1000/740
V02M 2000/1000/740



V16L 1600/800/740
V18L 1800/800/740
V20L 2000/800/740
V16LM 1600/800/740
V18LM 1800/800/740
V20LM 2000/800/740

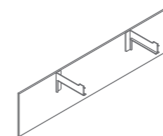


V216 1600/1610/740
V218 1800/1610/740
V220 2000/1610/740
V216M 1600/1610/740
V218M 1800/1610/740
V220M 2000/1610/740

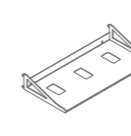


V216L 1600/1610/740
V218L 1800/1610/740
V220L 2000/1610/740
V216LM 1600/1610/740
V218LM 1800/1610/740
V220LM 2000/1610/740

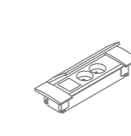
Accessories



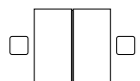
V16B 1600/340/400
V18B 1800/340/400
V20B 2000/340/400
V16B 1600/340/400
V18B 1800/340/400
V20B 2000/340/400



Cable tray V34



Mediabox M06/M06H



V220 bench
2000/1610/740

SAVA x 2 chair
650/650/1200





Mediabox M10



Mediabox M06H

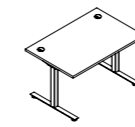
Ogi Drive

by mdd design

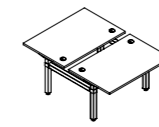
Drive is an electric height regulation desks which allows for customized standing and sitting positions and is a great ergonomic solution.

The electrical height regulator, located underneath the work surface, simplifies changes in positions depending on one's office needs. Changing position during long working hours increases work effectiveness,

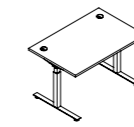
productivity and health. To create an intimate atmosphere, Drive allows you to add acoustic panels. Drive bench gives the opportunity of quick and easy adjusting to individual needs without compromising on functionality and space. Each work station has its own individual mechanism which works independently.



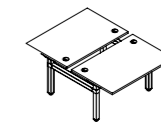
BOD527 1200/700/700-1200
BOD547 1400/700/700-1200
BOD567 1600/700/700-1200
BOD587 1800/700/700-1200
BOD607 2000/700/700-1200
BOD52 1200/800/700-1200
BOD54 1400/800/700-1200
BOD56 1600/800/700-1200
BOD58 1800/800/700-1200
BOD60 2000/800/700-1200



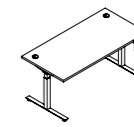
BOD572 1200/1490/700-1200
BOD574 1400/1490/700-1200
BOD576 1600/1490/700-1200
BOD578 1800/1490/700-1200
BOD570 2000/1490/700-1200
BOD512 1200/1690/700-1200
BOD514 1400/1690/700-1200
BOD516 1600/1690/700-1200
BOD518 1800/1690/700-1200
BOD520 2000/1690/700-1200



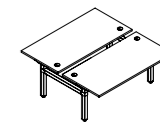
BOD627 1200/700/650-1300
BOD647 1400/700/650-1300
BOD667 1600/700/650-1300
BOD687 1800/700/650-1300
BOD707 2000/700/650-1300
BOD62 1200/800/650-1300
BOD64 1400/800/650-1300
BOD66 1600/800/650-1300
BOD68 1800/800/650-1300
BOD70 2000/800/650-1300



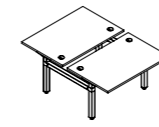
BOD672 1200/1490/650-1300
BOD674 1400/1490/650-1300
BOD676 1600/1490/650-1300
BOD678 1800/1490/650-1300
BOD670 2000/1490/650-1300
BOD612 1200/1690/650-1300
BOD614 1400/1690/650-1300
BOD616 1600/1690/650-1300
BOD618 1800/1690/650-1300
BOD620 2000/1690/650-1300



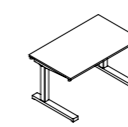
BOC02 1200/800/650-1000
BOC03 1400/800/650-1000
BOC04 1600/800/650-1000
BOC05 1800/800/650-1000
BOC06 2000/800/650-1000



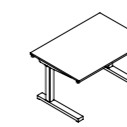
BOC20 1200/1690/650-1000
BOC30 1400/1690/650-1000
BOC40 1600/1690/650-1000
BOC50 1800/1690/650-1000
BOC60 2000/1690/650-1000



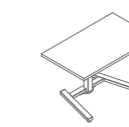
BOD712 1200/1690/700-1200
BOD714 1400/1690/700-1200
BOD716 1600/1690/700-1200
BOD718 1800/1690/700-1200
BOD720 2000/1690/700-1200
BOD812 1200/1690/650-1300
BOD814 1400/1690/650-1300
BOD816 1600/1690/650-1300
BOD818 1800/1690/650-1300
BOD820 2000/1690/650-1300



CDR60 1000/600/1225-575
CDR62 1200/600/1225-575
CDR64 1400/600/1225-575



CDR70 1000/700/1225-575
CDR72 1200/700/1225-575
CDR74 1400/700/1225-575

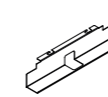


BOD100 1000/600/629-1337

Accessories



Acoustic screen for bench
ZD812 1190/40/800
ZD814 1390/40/800
ZD816 1590/40/800
ZD818 1790/40/800
ZD820 1990/40/800



Cable tray
SG12 660/107/120
SG16 1060/107/120



Cable tray for bench
SOD12 1054/290/77
SOD14 1254/290/77
SOD16 1454/290/77
SOD18 1654/290/77
SOD20 1854/290/77



Mediabox M04/M04H



Top access M05



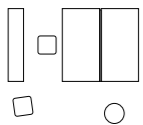
Grommet PK80



Standard panel control



Rounded panel control with memory of 4 heights



BOD716 bench desk electric
height adjustment
1600/1690/700-1200

EV02 chair
610/660/1060

IS01 chair
760/690/720

PTP53 pouf
530/530/430

SIR22 bookcase
1600/400/867



Hand crank



Manual height adjustment



Transport wheels



Ogi Compact Drive legs



Ogi

by mdd design

From a classic four-legged variant through a radial one with MFC legs to a desk adjusted to the user's size featuring a sit-sit frame – the Ogi desk is a personalised workstation that suits every pocket.

frame types, coming in both a single and double version, that allow to create an arrangement of any size. Combined with various cable management accessories or desk panels the Ogi desk provides a well-organised work station that enhance efficiency.

The variety of options results from the combination of a universal top in multiple sizes and forms with diversified

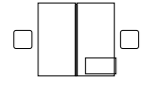
Ogi W		BOW22 1200/700/740 BOW24 1400/700/740 BOW26 1600/700/740 BOW02 1200/800/740 BOW03 1400/800/740 BOW04 1600/800/740 BOW05 1800/800/740 BOW06 2000/800/740	BOW42 1200/1410/740 BOW44 1400/1410/740 BOW46 1600/1410/740 BOW32 1200/1610/740 BOW33 1400/1610/740 BOW34 1600/1610/740 BOW35 1800/1610/740	BOW20 1600-1702/1600/740 BOW21 1800-1902/1600/740	BOW40 1600-1702/3210/740 BOW41 1800-1902/3210/740		PLW01 600/800/740 PLW02 600/1000/740 PLW03 600/1200/740
Ogi M		BOM22 1200/700/740 BOM24 1400/700/740 BOM26 1600/700/740 BOM02 1200/800/740 BOM03 1400/800/740 BOM04 1600/800/740 BOM05 1800/800/740 BOM06 2000/800/740	BOM42 1200/1410/740 BOM44 1400/1410/740 BOM46 1600/1410/740 BOM32 1200/1610/740 BOM33 1400/1610/740 BOM34 1600/1610/740 BOM35 1800/1610/740	BOM20 1600-1702/1600/740 BOM21 1800-1902/1600/740	BOM40 1600-1702/3210/740 BOM41 1800-1902/3210/740		POM01 600/800/740 POM02 600/1000/740 POM03 600/1200/740
Ogi A		BAG026 1200/600/740 BAG036 1400/600/740 BAG046 1600/600/740 BAG027 1200/700/740 BAG037 1400/700/740 BAG047 1600/700/740 BAG028 1200/800/740 BAG038 1400/800/740 BAG048 1600/800/740	BAG0214 1600/1210/740 BAG0216 1600/1410/740 BAG0218 1600/1610/740		BAG10 1600/1200/740 BAG11 1600/1200/740		
Ogi Q		BOQ22 1200/700/740 BOQ24 1400/700/740 BOQ26 1600/700/740 BOQ02 1200/800/740 BOQ03 1400/800/740 BOQ04 1600/800/740 BOQ05 1800/800/740 BOQ06 2000/800/740	BOQ42 1200/1410/740 BOQ44 1400/1410/740 BOQ46 1600/1410/740 BOQ32 1200/1610/740 BOQ33 1400/1610/740 BOQ34 1600/1610/740 BOQ35 1800/1610/740	BOQL20 1600-1702/1600/740 BOQL21 1800-1902/1600/740	BOQL40 1600-1702/3210/740 BOQL41 1800-1902/3210/740		PLQ01 600/800/740 PLQ02 600/1000/740 PLQ03 600/1200/740
Ogi N		BNG02 1200/800/740 BNG03 1400/800/740 BNG04 1600/800/740 BNG05 1800/800/740			BNG10 1600/1200/740 BNG17 1800/1200/740 BNG11 1600/1200/740 BNG18 1600/1200/740		
Ogi U		BOU28 1200/700/740 BOU29 1400/700/740 BOU30 1600/700/740 BOU19 1200/800/740 BOU20 1400/800/740 BOU21 1600/800/740 BOU22 1800/800/740 BOU27 2000/800/740	BOU42 1200/1410/740 BOU44 1400/1410/740 BOU46 1600/1410/740 BOU32 1200/1610/740 BOU33 1400/1610/740 BOU34 1600/1610/740 BOU35 1800/1610/740	BOUL20 1600-1702/1600/740 BOUL21 1800-1902/1600/740	BOUL40 1600-1702/3210/740 BOUL41 1800-1902/3210/740	BOU23 1600/1200/740 BOU25 1800/1200/740 BOU24 1600/1200/740 BOU26 1800/1200/740	BOU15 1600/2410/740 PLU01 600/800/740 PLU02 600/1000/740 PLU03 600/1200/740
Ogi Y		BOY22 1200/700/740 BOY24 1400/700/740 BOY26 1600/700/740 BOY02 1200/800/740 BOY03 1400/800/740 BOY04 1600/800/740 BOY05 1800/800/740 BOY06 2000/800/740	BOY42 1200/1410/740 BOY44 1400/1410/740 BOY46 1600/1410/740 BOY32 1200/1610/740 BOY33 1400/1610/740 BOY34 1600/1610/740 BOY35 1800/1610/740	BOYL20 1600-1702/1600/740 BOYL21 1800-1902/1600/740	BOYL40 1600-1702/3210/740 BOYL41 1800-1902/3210/740	BOY10 1600/1200/740 BOY17 1800/1200/740 BOY11 1600/1200/740 BOY18 1800/1200/740	BOY15 1600/2410/740 PLY01 600/800/740 PLY02 600/1000/740 PLY03 600/1200/740
Ogi V		BVG02 1200/800/740 BVG03 1400/800/740 BVG04 1600/800/740 BVG05 1800/800/740			BVG10 1600/1200/740 BVG17 1800/1200/740 BVG11 1600/1200/740 BVG18 1800/1200/740		
Ogi B		BOB22 1200/700/740 BOB24 1400/700/740 BOB26 1600/700/740 BOB02 1200/800/740 BOB03 1400/800/740 BOB04 1600/800/740 BOB05 1800/800/740 BOB06 2000/800/740	BOB48 1000/1410/740 BOB42 1200/1410/740 BOB44 1400/1410/740 BOB46 1600/1410/740 BOB32 1200/1610/740 BOB33 1400/1610/740 BOB34 1600/1610/740 BOB35 1800/1610/740				PLB01 600/800/740 PLB02 600/1000/740 PLB03 600/1200/740
Ogi T		BOTS27 1200/700/740 BOTS47 1400/700/740 BOTS67 1600/700/740 BOTS87 1800/700/740 BOTS2 1200/800/740 BOTS4 1400/800/740 BOTS6 1600/800/740 BOTS8 1800/800/740					

Above table doesn't present all possibilities



BOW26 desk
1600/700/740

N1N03K chair with armrest
530/490/810



BOW46 bench
1600/1410/740

ZUT16 twin panel
1590/30/350

KRT64 pedestal
402/600/740

EV01 x 2 chair
610/660/1060

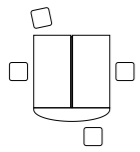




Sonic panel with accessories



Sliding top and cable tray



BOM34 bench desk
1600/1610/740

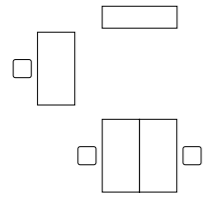
PL20 extension
516/1200/28

NS10 supporting leg
60/30/712

ZUS16 sonic acoustic screen
1590/40/350

UFP16 x 2 chair
600/600/850

BWP2 x 5 bazalto
wall-mounted screen
650/65/550



BOM04 desk
1600/800/740

N2N03K chair
550/603/1610

LOK04 x 3 locker type storage
400/432/1610

BOM34 bench desk
1600/1610/740

ZUS16 sonic acoustic screen
1590/40/350

N1N03K chair with armrest
550/550/817

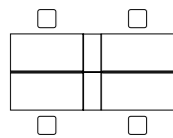




Mediabox M07



CPU holder S89



BAG0218 bench desk
1600/1610/740

BAG0418 element for desk pairing
1600/1610/740

ZUS16 x 2 sonic acoustic screen
1590/40/350

A1L04P pedestal extension
800/402/389

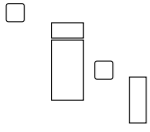
A1L04L pedestal extension
800/402/389

KCD81P x 2 cargo pedestal
402/800/1129

A3F04 filing drawers storages,
front PRO
801/432/1129

A54E4 x 3 filing drawers
storages, front PRO
801/432/1833

N1N03K x 4 chair with armrest
550/550/817



BOQ16 desk
1600/600/740

KKT11 pedestal
426/600/586

EV01 chair
610/660/1060

GRP19K chair
550/510/780

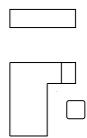
SIR22 bookcase
1600/400/867





BOQ16 x 2 desk
1600/800/740

SAVA x 2 chair
650/650/1200



BOU24 desk
1600/1200/740

KDT64 pedestal
402/600/740

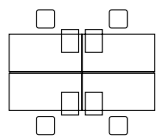
EV02 chair
610/660/1060

SIR24 bookcase
1600/400/1160





Cable grommet PK80



BOU34 bench desk
1600/1610/740

BOX66 element for
arrangement building
1600/1610/740

ZUS16 x 2 sonic acoustic
screen
1590/40/350

SLD12 x 2 mobile pedestal
without handle
416/600/586

SLD13 x 2 mobile pedestal
without handle
416/600/586

A3F04 filing drawers storages
801/432/1129

A36P2 storage front PRO
402/432/1129

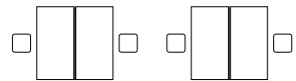
N1N03K x 4 chair
550/550/817



Height adjustment



BOY34 x 2 bench desk
1600/1610/740



ZUS16 x 2 sonic acoustic
screen
1590/40/350

A3F04 x 4 filing drawers
storages
801/432/1129

N1N03K x 3 chair
550/550/817

N2N03K chair
550/603/1186



BOB24 desk
1400/700/740

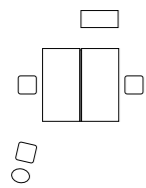
BL5P13 chair
530/540/760





mdd.eu

Ogi B



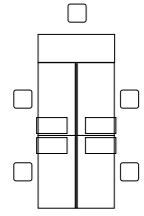
BOB34 bench desk
1600/1610/740

EV01 x 2 chair
1590/40/350

SIS1 armchair
950/720/760

SIR2 bookcase
800/400/867

RLS01 coffee table
603/400/350

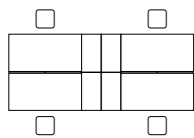


- BOY46** bench desk
1600/1410/740
- PL16** extension
1600/600/28
- NG41** x 2 supporting leg
40/40/712
- ZUT16** x 2 twin panel
1590/30/350
- KRT12** x 4 pedestal
402/800/586
- EV01** x 5 chair
610/660/1060





Ogi T desk BOT567



BVG03 desk
1400/800/740

KDT73 x 2 pedestal
402/800/740

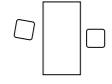
KDT74 x 2 pedestal
402/800/740

ZUT34 x 2 twin fabric screen
1390/30/360

LOK04 x 3 locker type storage
400/432/1610

N2N03K x 2 chair
550/603/1186

N1N03K x 2 chair
550/550/817



BNG04 desk
1600/800/740

N2N03KI chair with armrest
550/603/1186

N1N03K chair with armrest
550/550/817





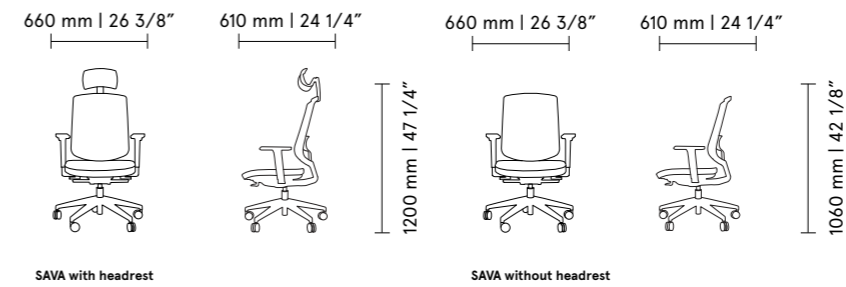
Sava

by mdd design

Ergonomics, health and comfort – Sava swivel chair with armrests is a crucial element of an ergonomic workstation.

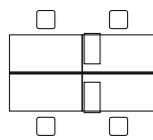
Mechanisms that allow adjusting the settings to the user's needs, make Sava a perfect chair for a computer workstation. Adjustability includes the position of the seat, adjustment of the armrests in three dimensions

as well as lumbar support height. The comfort is enhanced by the Runner mesh on the backrest and headrest of the chair, and it is also an option for the seat fabric. Wide range of colours only expand the arrangement possibilities.





Polished aluminum base



BOU34 bench desk
1600/1610/740

BOX66 element for
arrangement building
1600/1610/740

ZUS16 x 2 sonic acoustic
screen
1590/40/350

SLD12 x 2 mobile pedestal
without handle
416/600/586

A3F04 x 2 filing drawers
storages
801/432/1129

A6F04 filing drawers storages
1000/432/1129

A36P2 storage front PRO
402/432/1129

SAVA x 2 chair
650/650/1200

N2N03K x 2 chair
550/550/817



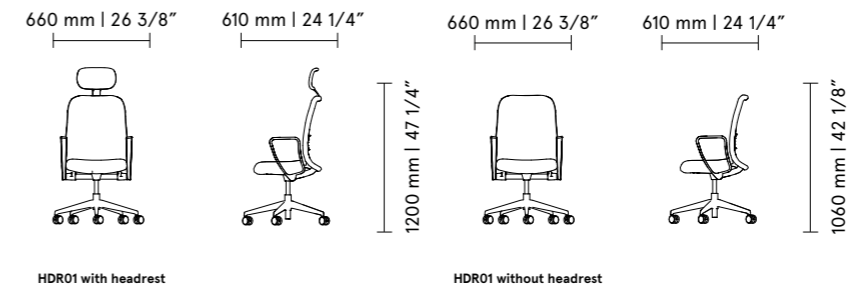
Hi Drive

by Andreas Krob

An office chair is the basis for a comfortable working station.

The construction of our Hi Drive chair, with a twist beam as its core element, supports the ergonomics and functionality of the work set-up. The classical form has been modernised with the details of the frame, designed in an attractive colour range. Thanks to that, Hi Drive can

be matched to the existing interior arrangement and to the individual preferences of the employee. By adding the lumbar support, a functional base and adjustment mechanisms, the chair provides maximum comfort of use and the possibility to adjust it to the needs of the user. As a result, Hi Drive will be great for a full 8-hour working day and will have no negative impact on the health of the sitter.





Armrest 2D



Auto Synchro



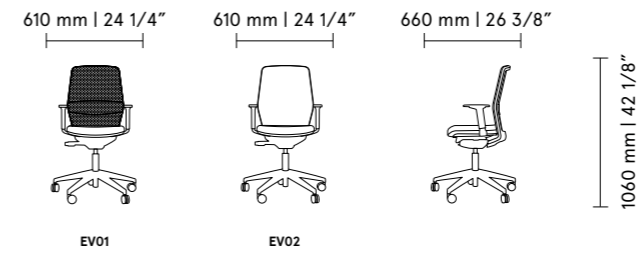
Evo

by S.I. Design

Evo office chair was designed by S.I. Design. The designers wanted to provide it with a comfort of use and proper back support.

It will be made even easier with the free choice of colour configuration.

The possibility to adjust the backrest and seat allows the user to match the seat to their individual needs. Simple form of the chair and its adaptability to the surroundings will fit into offices in different styles.





BOY26 x 2 desk
1600/700/740

EV01 x 2 chair
610/660/1060

ZPS616 x 2 acoustic panel
1590/40/650

ZUS90 x 2 acoustic side panel
700/40/650

KRT12 pedestal
402/600/586



Synchro Mechanism



Self Synchro



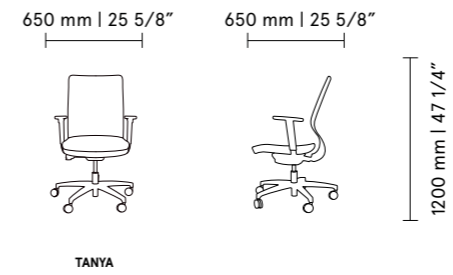
Tanya

by mdd design

The construction supporting the work ergonomics and appealing colours – Tanya office chair is a fundamental piece of furniture in every office.

activities and provides comfort. The backrest is made from elastic String mesh, which grants efficient air flow. Tanya's simple form and classic looks will integrate with any design.

By implementing various solutions such as Auto Synchro mechanism, that allow moving the seat and backrest simultaneously, adjustable backrest pressure and armrests, the chair supports the user in everyday





Backrest mesh



Renya

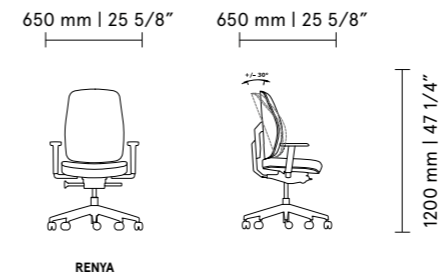
by mdd design

Designed for maximum comfort – the innovative Renya office chair, thanks to the mechanisms used, enables 100% back support.

Studies at .mdd have revealed that traditional chair models do not provide support for the lumbar spine in an inclined position. To counteract this phenomenon, we have developed a backrest with an adjustable tilt

point in the range of 8 cm with a simultaneous additional movement range of +/- 30 degrees. This effect is provided by one setting, which is an advantage over traditional solutions that require multiple adjustments.


The use of an ergonomic chair should be accompanied by a regular position changing from sitting to standing.





Backrest movement range +/- 30°

Designers



**Yonoh
Studio**

Moved by sensations and intuition, Yonoh stays away from trends in order to stay true to its own voice: the one that keeps creative independence and honesty as its core values.



**S.I.
Design**

Our work is a mix of both aesthetics and a technical approach. Thoroughly collecting all the necessary data before designing, we can clearly define the objectives we want to achieve. Our design process focuses on cooperation, research, and optimization.



**Andreas
Krob**

A good office chair should be intuitive in how it's used.

Images in the catalogue may show products slightly differently from the original version. Colours of shown materials may differ from the real ones. The producer reserves a right to introduce change of colours and patterns of the presented products. The manufacturer reserves the right to introduce alterations to the products and their marking without changing the general design. The present catalogue does not constitute a legally binding offer and is published solely for information purposes. Order may be placed only on the basis of the current price lists, available at authorised distributors.

