

Babila Comfort

2749 - 2759

DESIGN

Odo Fioravanti

PEDRALI[®]

100%
MADE IN
ITALY

INSTRUCTIONS

Istruzioni - Gebrauchsanweisungen - Instructions - Instrucciones

EN - Put the shell (1) onto the holes of the frame (2) and make sure that you are putting it in the right inclination. Fix the screws (3).

IT - Posizionare la scocca (1) in corrispondenza dei fori del telaio (2), facendo attenzione alla corretta inclinazione. Fissare le viti (3).

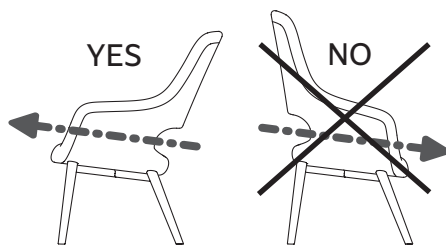
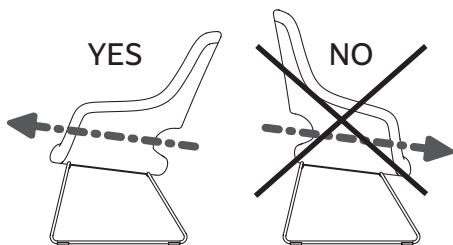
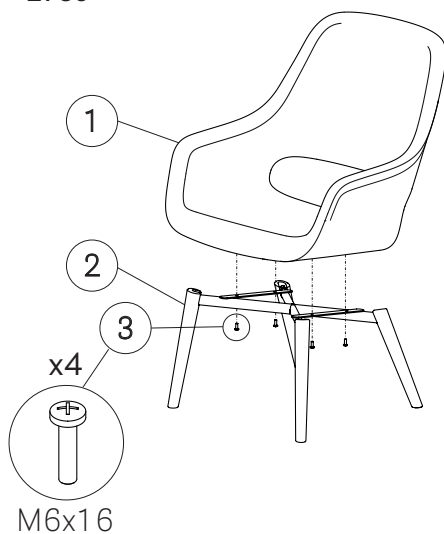
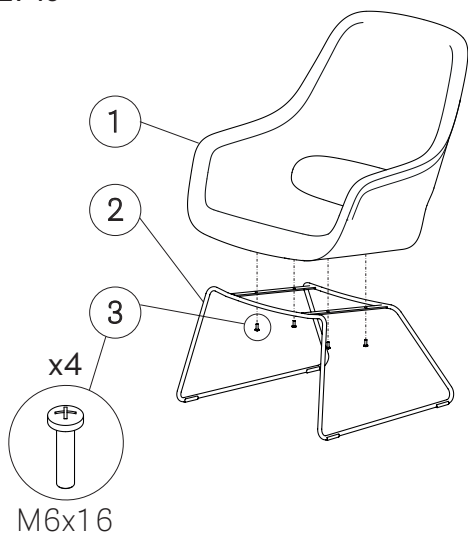
DE - Die Schale (1) an den Löchern des Gestells (2) positionieren und auf die richtige Neigung aufpassen. Die Schrauben (3) befestigen.

FR - Positionner la coque (1) en correspondance des trous de la structure (2), faisant attention à l'inclinaison. Fixer les vis (3).

ES - Posicionar la carcasa (1) en correspondencia de los agujeros del armazón (2) poniendo atención en la correcta inclinación. Fijar los tornillos (3).

2749

2759



Reproduction of this document is strictly prohibited without prior written authorisation from Pedrali Spa. Sizes, weights and finishes may change without previous notice.
È vietata la riproduzione del seguente documento senza previa autorizzazione scritta da parte di Pedrali Spa. Dimensioni, pesi e finiture possono variare senza alcun preavviso.
ISTR_BABILA_ACONFORT_2749_2759_2022_0