



CERTIFICATE

No. FUR BSC 24-11

10 April 2024

Vilnius

Issued to **UAB NARBUTAS INTERNATIONAL**
Address **Ukmergės g. 308, LT-12110 Vilnius, Lithuania**
Product name **Office furniture. Storage furniture CHOICE,
CHOICE Lockers**
The list is given in Annex A
Manufacturer (name) **UAB NARBUTAS INTERNATIONAL**
Manufacturer address **Ukmergės g. 308, LT-12110 Vilnius, Lithuania**
Performance **LST EN 14073-2:2004
LST EN 14073-3:2004
LST EN 14074:2004**

Certification has been made according to the certification scheme 1b

Certificate has been issued according to the VSI FURNITEST Furniture testing centre testing reports No. BBC 21-173, No. BBC 21-177 dated June 23, 2021, testing reports No. BBC 23-274, No. BBC 23-275 dated July 31, 2023, No. BBC 24-089 dated April 10, 2024

The certificate is valid till 10 April 2026

First certificate issued 24 Mart 2017

Director Viešojo įstaiga












Jadvyga Mickienė












List of valid certificates: www.furnitest.com/furniture-certification

ANNEX A








Table 1. List of Storage furniture CHOICE, CHOICE Lockers to the Certificate FUR BSC 24-11









CHOICE									
Example	Description	Dimensions, mm		Product					
				1H 370 mm	2H 720 mm	3H 1075 mm	4H 1425 mm	5H 1780 mm	6H 2130 mm
		Width	Depth						
	Bookcase. Carcass made from 18 mm thickness finished particle board. Fixed shelves, made from 18 mm thickness finished particle board (load capacity - 25 kg/shelf).	800	400	C1N080	C2N080	C3N080	C4N080	C5N080	C6N080
	Bookcase. Carcass made from 18 mm thickness finished particle board. Fixed shelves, made from 18 mm thickness finished particle board (load capacity - 25 kg/shelf).	800	400	C1N081	C2N081	C3N081	-	-	-
		1000	400	C1N100	C2N100	C3N100	C4N100	C5N100	C6N100
		1200	400	C1N120	C2N120	C3N120	-	-	-
		1600	400	C1N160	-	-	-	-	-
	Cabinet with sliding doors. Carcass made from 18 mm thickness finished particle board. Single line plastic (ABS) runners for sliding doors.	1200	400	-	-	-	C4N120	C5N120	C6N120
		800	400	C1S080	-	-	-	-	-
		1200	400	C1S120	-	-	-	-	-
	Cabinet with sliding doors. Carcass made from 18 mm thickness finished particle board. Plastic (ABS) runners for sliding doors. Shelves made from 18 mm thickness finished particle boards (load capacity 25 kg/shelf). Cylinder lock.	1600	400	C1S160	-	-	-	-	-
		800	420	-	C2S080	C3S080	-	-	-
		1000	400	-	C2S100	C3S100	-	-	-
		1200	400	-	C2S120	C3S120	C4S120	C5S120	-
	Wardrobe. Carcass made from 18 mm thickness finished particle board. Hinged doors with finished particle board. Shelves made from 18 mm thickness finished particle boards (load capacity 25 kg/shelf). Cylinder lock	1600	400	-	C2S160	C3S160	C4S160	-	-
		800	420	-	-	-	C4C082	C5C082	-
	Wardrobe with sliding doors. Carcass and doors are made from 18 mm thickness finished particle board. Plastic (ABS) runners for sliding doors. Shelves made from 18 mm thickness finished particle boards (load capacity 25 kg / shelf). Cylinder lock.	1200	400	-	-	-	C4S121	C5S121	-
	Cabinet. Carcass and doors are made from 18 mm finished particle board. Hinged doors, with cylinder lock. Without shelves.	800	420	-	C2C080	C3C080	C4C080	C5C080	C6C080
		1000	400	-	C2C100	C3C100	C4C100	C5C100	C6C100
	Cabinet. Carcass and doors are made from 18 mm finished particle board. Hinged doors, with cylinder lock. Shelves are made from 18 mm finished particle board (fixed or removable) - single shelf load capacity - 25 kg.	800	420	-	185 081	C3C081	C4C081	C5C081	C6C081
	Cabinet. Carcass and doors are made from 18 mm finished particle board. Hinged doors, with cylinder lock. Shelves are made from 25 mm finished particle board (fixed or removable) - single shelf load capacity - 32 kg.	1000	400	-	C2C101	C3C101	C4C101	C5C101	C6C101
	Cabinet with doors and bookcase. Carcass and doors are made from 18 mm finished particle board. Hinged doors, with cylinder lock. Middle shelf is fixed, others removable. Shelves are made from 18 mm thickness finished particle board, single shelf load capacity - 25 kg.	800	420	-	C2H080	C3H080	C4H080	C5H080	C6H080













CHOICE										
Example	Description	Dimensions, mm			Product					
		Width	Depth	Height						
	Assembled cabinet with shelf and 2 drawers (incl. bottom file drawer, suitable for A4 or foolscap filing; central locking; without base), R/H	1600	425	520		C2S150				
	Assembled cabinet with shelf and 2 drawers (incl. bottom file drawer, suitable for A4 or foolscap filing; central locking; without base), L/H	1600	425	520		C2S151				
CHOICE LOCKERS										
Example	Description	Dimensions, mm			Product	AP	BP BS	CP CS	ES	
		Width	Depth	Height						
Without mail slot										
	Single row locker with 2 small lockable perforated metal doors (without base)	450	500	900	C2D090	+	+	+	+	
	Single row locker with 1 big lockable perforated metal door (without base)	450	500	900	C2D091	+	+	+	+	
	Single row locker with 3 small lockable perforated metal doors (without base)	450	500	1350	C3D130	+	+	+	+	
	Single row locker with 1 small and 1 big lockable perforated metal door (without base)	450	500	1350	C3D131	+	+	+	+	
	Single row locker with 4 small lockable perforated metal doors (without base)	450	500	1800	C4D180	+	+	+	+	















CHOICE LOCKERS									
Example	Description	Dimensions, mm			Product	AP	BP BS	CP CS	ES
		Width	Depth	Height					
Without mail slot									
	Single row locker with 2 big lockable perforated metal doors (without base)	450	500	1800	C4D181	+	+	+	+
	Single row locker with 2 small and 1 big lockable perforated metal doors (without base)	450	500	1800	C4D182	+	+	+	+
	Single row locker with 1 big and 2 small lockable perforated metal doors (without base)	450	500	1800	C4D183	+	+	+	+

CHOICE LOCKERS									
Example	Description	Dimensions, mm			Product				
					AP	BP BS	CP CS	ES	FS
		Width	Depth	Height					
Without mail slot									
	Single row locker with 2 small doors, with cylinder lock (without base)	450	500	900	C2C090	C2G090	C2L090	C2E090	
	Single row locker with 1 big door, with cylinder lock (without base)	450	500	900	C2C091	C2G091	C2L091	C2E091	
	Single row locker with 3 small doors, with cylinder lock (without base)	450	500	1350	C3C130	C3G130	C3L130	C3E130	








CHOICE LOCKERS									
Example	Description	Dimensions, mm			Product				
					AP	BP BS	CP CS	ES	FS
		Width	Depth	Height					
Without mail slot									
	Single row locker with 1 small and 1 big doors, with cylinder lock (without base)	450	500	1350	C3C131	C3G131	C3L131	C3E131	
	Single row locker with 4 small doors, with cylinder lock (without base)	450	500	1800	C4C180	C4G180	C4L180	C4E180	
	Single row locker with 2 big doors, with cylinder lock (without base)	450	500	1800	C4C181	C4G181	C4L181	C4E181	
	Single row locker with 2 small and 1 big doors, with cylinder lock (without base)	450	500	1800	C4C182	C4G182	C4L182	C4E182	
	Single row locker with 1 big and 2 small doors, with cylinder lock (without base)	450	500	1800	C4C183	C4G183	C4L183	C4E183	




CHOICE LOCKERS									
Example	Description	Dimensions, mm			Product				
					AP	BP BS	CP CS	ES	FS
		Width	Depth	Height					
With mail slot									
	Single row locker with 2 small doors, with cylinder lock (with mail slot; shelves to be ordered separately; without base)	450	500	900	C2C092	C2G092	C2L092	C2E092	
	Single row locker with 1 big door, with cylinder lock (with mail slot; shelves to be ordered separately; without base)	450	500	900	C2C093	C2G093	C2L093	C2E093	
	Single row locker with 3 small doors, with cylinder lock (with mail slot; shelves to be ordered separately; without base)	450	500	1350	C3C132	C3G132	C3L132	C3E132	
	Single row locker with 1 small and 1 big doors, with cylinder lock (with mail slot; shelves to be ordered separately; without base)	450	500	1350	C3C133	C3G133	C3L133	C3E133	
	Single row locker with 4 small doors, with cylinder lock (with mail slot; shelves to be ordered separately; without base)	450	500	1800	C4C184	C4G184	C4L184	C4E184	
	Single row locker with 2 big doors, with cylinder lock (with mail slot; shelves to be ordered separately; without base)	450	500	1800	C4C185	C4G185	C4L185	C4E185	
	Single row locker with 2 small and 1 big doors, with cylinder lock (with mail slot; shelves to be ordered separately; without base)	450	500	1800	C4C186	C4G186	C4L186	C4E186	










CHOICE LOCKERS									
Example	Description	Dimensions, mm			Product				
					AP	BP BS	CP CS	ES	FS
		Width	Depth	Height					

With mail slot


	Single row locker with 1 big and 2 small doors, with cylinder lock (with mail slot; shelves to be ordered separately; without base)	450	500	1800	C4C187	C4G187	C4L187	C4E187
---	---	-----	-----	------	--------	--------	--------	--------

Available bases:








Example	Description	Dimensions, mm			Product
		Width	Depth	Height	
	Plinth. Made from mm thickness finished particle board. Plastic height levelling feet (+10 mm)	800	400	80	C0Z080
		1000	400	80	C0Z100
		1200	400	80	C0Z120
		1600	400	80	C0Z160
	Metal plinth. Made from welded metal tube, 40x20x1,5 mm. Plastic height levelling feet (+10 mm)	800	400	40	C0Z081
		1000	400	40	C0Z101
		1200	400	40	C0Z121
		1600	400	40	C0Z161
	Metal legs. Legs are made from 20x20x1,5 mm square tube, reinforced with 30x20x1,5 rectangular tube frame (welded). Additional support for 1200-1600 mm wide cabinets.	800 - 1000	150	80	C0Z003*
		1200 - 1600	150	80	C0Z004
	Metal frame with legs. Frame and legs are welded from 20x20x1,5 mm square tube. Plastic height levelling feet (+10 mm)	800	400	150	C0Z082
		1000	400	150	C0Z102
		1200	400	150	C0Z122
		1600	400	150	C0Z162
	Plastic height levelling legs (+10mm)	800 - 1000	Ø50	17	C0Z001
		1200 - 1600	Ø50	17	C0Z002
	Natural ash solid wood legs. Variable cross section (22x22-50x40 mm). Legs reinforced with 50x30 mm transversal parts. Additional support for 1200-1600 mm wide cabinets	800 - 1000	160	150	C0Z005*
		1200 - 1600	160	150	C0Z006
	Plastic castors, Ø80 mm. Two castors with stopper brakes. Load capacity - 100kg per castor. Only not higher than 3 shelves level.	800	Ø80	90	X0Z006
		1000 - 1600	Ø80	90	X0Z007

*Cabinets C1N100, C2N100, C2S100, C3N100, C3S100, C4N100, C5N100 and C6N100 must be ordered with C0Z004 or C0Z006.




Accessories:

Example	Description	Quantity	Supports	Dimensions, mm			Product
				Width	Depth	Height	
	Shelf, made from 18 mm thickness finished particle board. Single shelf load capacity - 25 kg.	x1	Removable	764	379	18	C0Z026
		x2	Removable	764	379	18	C0Z027
		x3	Removable (x2) Fixed (x1)	764	379	18	C0Z028
		x4	Removable (x3) Fixed (x1)	764	379	18	C0Z029
		x1	Fixed	764	379	18	C0Z034
















Example	Description	Quantity	Supports	Dimensions, mm			Product
				Width	Depth	Height	
	Shelf, made from 18 mm thickness finished particle board. Single shelf load capacity - 25 kg.	x1	Removable	964	379	25	C0Z030
		x2	Removable	964	379	25	C0Z031
		x3	Removable (x2) Fixed (x1)	964	379	25	C0Z032
		x4	Removable (x3) Fixed (x1)	964	379	25	C0Z033
		x1	Fixed	764	379	25	C0Z035
	Shelf with section dividers. Shelf made from 18 mm thickness finished particle board. Single shelf load capacity - 25 kg. Dividers are made from Ø5 mm tube.	x1	Removable	764	379	18	C0Z036
	Shelf with section dividers. Shelf made from 25 mm thickness finished particle board. Single shelf load capacity - 32 kg. Dividers are made from Ø5 mm tube.	x1	Removable	964	379	25	C0Z037
	Lateral filing metal shelf. Made of sheet metal, 1 mm thickness. Single shelf load capacity - 40 kg.	x1	Screws	764	378	28	C0Z038
		x1	Screws	964	378	28	C0Z039
		x1	Screws	373	326	28	C0Z040
		x1	Screws	473	326	28	C0Z041
		x1	Screws	573	326	28	C0Z042
		x1	Screws	773	326	28	C0Z043
	Pull out black metal filing cradle (suitable for A4 or foolscap filing). Full extension, with anti-tilt function. Frame welded from metal sheets. Ball bearing slide, load capacity 50 kg. *	x1	Screws	762	350	95	C0Z044
		x1	Screws	962	350	95	C0Z045
		x2	Screws	762	350	95	C0Z046
		x2	Screws	962	350	95	C0Z047
	Metal counterweight, mounted under the bottom of the cabinet (10 kg).	x2	-	410	190	8	X0Z020
		x2	-	764	333	25	X0Z021
	MFC counterweight, mounted inside the cabinet, on the back panel. Made from finished particle board, 25 mm thickness (8 kg).	x2	-	964	326	25	X0Z022






CHOICE LOCKERS

Example	Description	Dimensions, mm			Item
		Width	Depth	Height	
	Combination with open space. Combined from different modules (stated below). Minimum combination wide: Locker (C4C18x) + Open space + Locker (C4C18x) Minimum height: 4H, without planter box Maximum height: 4H, with planter box	min 1800	500	a) 1817 (4H) b) 2151 (4H with planter box)	
Storage unit					
	Open wardrobe with metal hanging rail and shelf (without base)	900	500	1817	C4F180
	Open wardrobe with metal hanging rail and fixed shelf (without base)	900	500	1817	C4F181



CHOICE LOCKERS					
Example	Description	Dimensions, mm			Item
		Width	Depth	Height	
	Open space for fabric panels with 2 small lockable doors (without base)	900	500	1817	C4F182
Fabric panels:					
	Set of fabric panels for open space	900	500	1367	C0Z167
Planter boxes					
	Planter box for 900 mm width combination (1pcs.)	900	500	200	C0D020
	Planter box for 900 mm width combination (1pcs.)	900	500	334	C0D030
	Planter box for 1350 mm width combination (1pcs.)	1350	500	200	C0D021
	Planter box for 1350 mm width combination (1pcs.)	1350	500	334	C0D031
Top panels:					
	Top panel for 450 mm width locker	451	502	16	C0Z058
	Top panel for 900 mm width combination	902	502	16	C0Z059
	Top panel for 1350 mm width combination	1353	502	16	C0Z060
	Top panel for 1800 mm width combination	1804	502	16	C0Z061
Accessories					
	Metal shelf (right)	300	300	100	C0Z062
	Metal shelf (central)	300	300	100	C0Z063
	Metal hook for clothes	20	28		CZZ061



CHOICE LOCKERS						
Example	Description	Dimensions, mm			Item	
		Width	Depth	Height		
<u>Base options:</u>						
	Plinth for 450 mm width locker	450	474	100	C0Z168	
	Plinth for 900 mm width combination	900	474	100	C0Z169	
		Diameter, mm				
	Plastic leg (4vnt.) for single row locker	Ø50			17	C0Z170
	Plastic leg (16vnt.) for quadruple row lockers	Ø50			17	C0Z171
	Plastic leg (24vnt.) for sixfold row lockers	Ø50			17	C0Z172

