

# DIADE

## CHAIR WITH INTEGRAL HEADREST

CATAS UNI EN 1335 A

**Code ODIADP01**



### DESCRIPTION

High back executive armchair with integrated headrest.

### NOTES

Height adjustable backrest; 65mm wheel brake in hard, soft, ring or soft chrome.  
Optional slim ribbed upholstery, seat and back.

11M fire retardant B01, B03 fabric upholstered shell 

### SPECIFICATIONS

#### STRUCTURE

Steel backrest inner shell, injection molded polyurethane foam.

Beech plywood seat inner shell, highly resilient slab polyurethane foam.

#### PADDING

Seat: injection molded polyurethane foam - thickness 65 mm, density 35 kg/m<sup>3</sup>

Backrest: highly resilient slab polyurethane foam - thickness 55 mm, density 70 kg/m<sup>3</sup>

#### LEGS / FRAME / BASE

Black nylon 700mm, polished aluminum or polished aluminium ultra light base 700mm

#### MECHANISM

MEC04 - Synchron - anti-shock facility - 5 positions - adjustable tilt tension

MEC05 - Synchron - anti-shock facility - 5 positions - adjustable tilt tension - seat slide

#### ARMS (OPTIONAL)

BRF19 - Fixed - polished aluminium, upholstered pad

BRR21 - 3d multi-adjustable - nylon, soft-touch pad

BRR22 - 3d multi-adjustable - polished aluminium, polyurethane pad

BRR23 - 4d multi-adjustable - nylon, soft-touch pad

#### UPHOLSTERY

Categories B01-B03-C01-C05-D02-D03-D04-D06-E01-E02-P01

(see "FINISHING COLLECTION" folder)

### SIZE

Dimensions in millimeters

#### chair

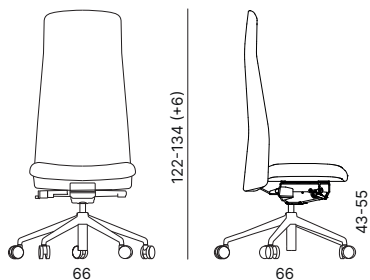
L 660 H 1220-1340+60 P 660

#### seating

L 540 H 430-550 P 440

#### backrest

L 420 H 790+60



#### WEIGHT

Net weight a chair: 15,8 Kg

Gross weight a chair: 17,8 Kg

#### PACKAGING

1 x package

940×320×655

#### VOLUME

M<sup>3</sup> package: 0,197

# DIADE

## HIGH BACK CHAIR

CATAS UNI EN 1335 A

Code ODIADA01



### DESCRIPTION

High back executive armchair.

### NOTES

Height adjustable backrest; 65mm wheel brake in hard, soft, ring or soft chrome.

Optional slim ribbed upholstery, seat and back.

11M fire retardant B01, B03 fabric upholstered shell 

### SPECIFICATIONS

#### STRUCTURE

Steel backrest inner shell, injection molded polyurethane foam.

Beech plywood seat inner shell, highly resilient slab polyurethane foam.

#### PADDING

Seat: injection molded polyurethane foam - thickness 65 mm, density 35 kg/m<sup>3</sup>

Backrest: highly resilient slab polyurethane foam - thickness 55 mm, density 70 kg/m<sup>3</sup>

#### LEGS / FRAME / BASE

Black nylon 700mm, polished aluminum or polished aluminium ultra light base 700mm

#### MECHANISM

MEC04 - Synchron - anti-shock facility - 5 positions - adjustable tilt tension

MEC05 - Synchron - anti-shock facility - 5 positions - adjustable tilt tension - seat slide

#### ARMS (OPTIONAL)

BRF19 - Fixed - polished aluminium, upholstered pad

BRR21 - 3d multi-adjustable - nylon, soft-touch pad

BRR22 - 3d multi-adjustable - polished aluminium, polyurethane pad

BRR23 - 4d multi-adjustable - nylon, soft-touch pad

#### UPHOLSTERY

Categories B01-B03-C01-C05-D02-D03-D04-D06-E01-E02-P01

(see "FINISHING COLLECTION" folder)

### SIZE

Dimensions in millimeters

#### chair

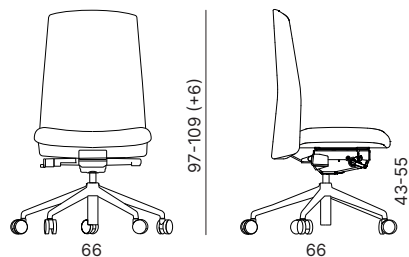
L 660 H 970-1090+60 D 660

#### seat

L 540 H 430-550 D 440

#### backrest

L 420 H 540+60



#### WEIGHT

Net weight a chair: 14,5 Kg

Gross weight a chair: 16,5 Kg

#### PACKAGING

1 x package

730×390×680

#### VOLUME

M<sup>3</sup> package: 0,194

# DIADE

## MID BACK CHAIR

CATAS UNI EN 1335 A

**Code ODIADB01**

### DESCRIPTION

Mid back executive armchair.

### NOTES

Height adjustable backrest; 65mm wheel brake in hard, soft, ring or soft chrome.

Optional slim ribbed upholstery, seat and back.

11M fire retardant B01, B03 fabric upholstered shell 



### SPECIFICATIONS

#### STRUCTURE

Steel backrest inner shell, injection molded polyurethane foam.

Beech plywood seat inner shell, highly resilient slab polyurethane foam.

#### PADDING

Seat: injection molded polyurethane foam - thickness 65 mm, density 35 kg/m<sup>3</sup>

Backrest: highly resilient slab polyurethane foam - thickness 55 mm, density 70 kg/m<sup>3</sup>

#### LEGS / FRAME / BASE

Black nylon 700mm, polished aluminum or polished aluminium ultra light base 700mm

#### MECHANISM

MEC04 - Synchron - anti-shock facility - 5 positions - adjustable tilt tension

MEC05 - Synchron - anti-shock facility - 5 positions - adjustable tilt tension - seat slide

#### ARMS (OPTIONAL)

BRF19 - Fixed - polished aluminium, upholstered pad

BRR21 - 3d multi-adjustable - nylon, soft-touch pad

BRR22 - 3d multi-adjustable - polished aluminium, polyurethane pad

BRR23 - 4d multi-adjustable - nylon, soft-touch pad

#### UPHOLSTERY

Categories B01-B03-C01-C05-D02-D03-D04-D06-E01-E02-P01

(see "FINISHING COLLECTION" folder)

### SIZE

Dimensions in millimeters

chair

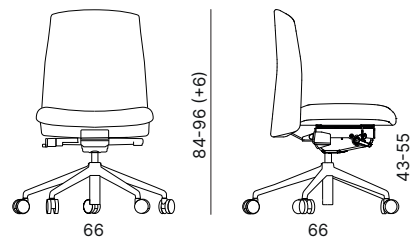
L 660 H 840-960+60 P 660

seating

L 540 H 430-550 P 440

backrest

L 420 H 410+60



#### WEIGHT

Net weight a chair: 14,0 Kg

Gross weight a chair: 16,0 Kg

#### PACKAGING

1 x package

730×390×680

#### VOLUME

M<sup>3</sup> package: 0,194

# DIADE

## CHAIR WITH INTEGRAL HEADREST HEAVY USE

CATAS UNI EN 1335 A, BS 5459-2 +A2

**Code ODIADP24**



### DESCRIPTION

High back executive armchair with integrated headrest, made for heavy use 24H

### NOTES

Maximum capacity: 150 kg

Height adjustable backrest; 65mm wheel brake in hard, soft, ring or soft chrome.

Optional slim ribbed upholstery, seat and back.

11M fire retardant B01, B03 fabric upholstered shell 

### SPECIFICATIONS

#### STRUCTURE

Reinforced back blade

Steel backrest inner shell, injection molded polyurethane foam.

Beech plywood reinforced seat inner shell.

Reinforced gas column.

#### PADDING

Seat: injection molded polyurethane foam - thickness 65 mm, density 35 kg/m<sup>3</sup>

Backrest: highly resilient slab polyurethane foam - thickness 55 mm, density 70 kg/m<sup>3</sup>

#### LEGS / FRAME / BASE

Polished aluminum base Ø700mm

#### MECHANISM

MEC05 - Reinforced - Synchron - anti-shock facility - 5 positions - adjustable tilt tension - seat slide

#### ARMS (OPTIONAL)

BRR28 - For heavy use, 3d multi-adjustable - polished aluminium, polyurethane pad

#### UPHOLSTERY

Categories B01-B03-C01-C05-D02-D03-D04-D06-E01-E02-P01

(see "FINISHING COLLECTION" folder)

### SIZE

Dimensions in millimeters

#### chair

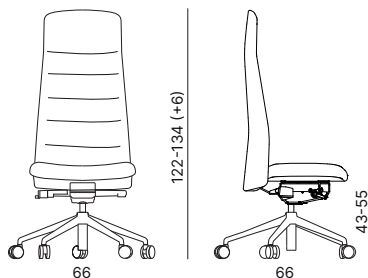
L 660 H 1220-1340+60 P 660

#### seating

L 540 H 430-550 P 440

#### backrest

L 420 H 790+60



#### WEIGHT

Net weight a chair: 18 Kg

Gross weight a chair: 20 Kg

#### PACKAGING

1 x package

940×320×655

#### VOLUME

M<sup>3</sup> package: 0,197

# DIADE

## CHAIR WITH INTEGRAL HEADREST HEAVY USE

CATAS UNI EN 1335 A, BS 5459-2 +A2

**Code ODIADA24**



### DESCRIPTION


High back executive armchair with integrated headrest, made for heavy use 24H

### NOTES

Maximum capacity: 150 kg

Height adjustable backrest; 65mm wheel brake in hard, soft, ring or soft chrome.

Optional slim ribbed upholstery, seat and back.

11M fire retardant B01, B03 fabric upholstered shell 

### SPECIFICATIONS

#### STRUCTURE

Reinforced back blade

Steel backrest inner shell, injection molded polyurethane foam.

Beech plywood reinforced seat inner shell.

Reinforced gas column.

#### PADDING

Seat: injection molded polyurethane foam - thickness 65 mm, density 35 kg/m<sup>3</sup>

Backrest: highly resilient slab polyurethane foam - thickness 55 mm, density 70 kg/m<sup>3</sup>

#### LEGS / FRAME / BASE

Polished aluminum base Ø700mm

#### MECHANISM

MEC05 - Reinforced - Synchron - anti-shock facility - 5 positions - adjustable tilt tension - seat slide

#### ARMS (OPTIONAL)

BRR28 - For heavy use, 3d multi-adjustable - polished aluminium, polyurethane pad

#### UPHOLSTERY

Categories B01-B03-C01-C05-D02-D03-D04-D06-E01-E02-P01

(see "FINISHING COLLECTION" folder)

### SIZE

Dimensions in millimeters

#### chair

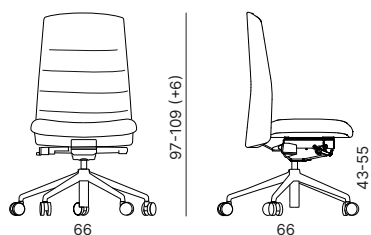
L 660 H 1220-1340+60 P 660

#### seating

L 540 H 430-550 P 440

#### backrest

L 420 H 790+60



#### WEIGHT

Net weight a chair: 18 Kg

Gross weight a chair: 20 Kg

#### PACKAGING

1 x package

940×320×655

#### VOLUME

M<sup>3</sup> package: 0,197